

For people from  
other countries

# Tips that you may need with your life in Sammu City.

How to go through processes at City Hall and point to notice  
about manner of spending time in area where you live.

**[Sammu City Life Guidebook]**

**Sammu City Created in April 2021**

**Revised in January 2023**

Internet site of  
Sammu City →




山武市マスコットキャラクター  
SUN△シくん





# Contents



No.	Contents	page
1	What you need for your daily life	P.1 to P.2
2	Studying Japanese	P.3 to P.4
3	When you are sick, there is a fire and car accident	P.5 to P.6
4	In case that disaster strikes	P.7 to P.14
5	When you live in Sammu City and change your address	P.15 to P.19
6	Seal registration( <i>Inkan/Hanko Tōroku</i> ), Seal registration Certificate( <i>Inkan Tōroku Shōmei Sho</i> )	P.20 to P.22
7	Temporary Licence Plate( <i>Kari Number</i> )	P.23 to P.25
8	Individual Number Card ( <i>My Number Card</i> )	P.26 to P.28
9	National Health Insurance( <i>Kokumin Kenkō Hoken</i> )	P.29 to P.32
10	Types of Taxes	P.33 to P.34
11	Certificate of Income and Taxation ( <i>Shotoku / Kazei Shōmei Sho</i> )	P.35 to P.36
12	Please pay your taxes.	P.37 to P.40
13	Rules for Disposing of Garbage	P.41 to P.43
14	How to dispose of Household Garbage( <i>Narutō area</i> )	P.44 to P.57
15	How to dispose of Household Garbage ( <i>Sanbu, Hasunuma and Matsuo areas</i> )	P.58 to P.70
16	What pregnant women and people who have given birth to children do	P.71 to P.83
17	Raising Children 1	P.84 to P.86
18	Raising Children 2	P.87 to P.89
19	When your child enters elementary and junior high school	P.90 to P.91

<b>20</b>	<b>Have Cancer checkups and Health checkups.</b>	P.92 to P.95
<b>21</b>	<b>Consult when using land.</b>	P.96 to P.97
<b>22</b>	<b>Mandatory processes for using your house toilet</b>	P.98 to P.100
<b>23</b>	<b>Cats and Dogs</b>	P.101 to P.102
<b>24</b>	<b>Frequently Asked Questions</b>	P.103 to P.113

\* Difficult words are lined down.

At the end of the pages there are explanations of the difficult words.

# 1

## What you need for your daily life

This book is for people from other countries living in Sammu City.

It contains that things you need to live your daily life.

Learn what you need to do to live a happy life.

- Things that are important to everyday life

### ① How to dispose of garbage ( *Gomi no Sutekata* )

There are several types of garbage.

There are different types of bags for different types of garbage.

Different types of garbage can be disposed of on different days.

Do not dispose of garbage in the street.

Please obey the rules. (Read from pages 41 to 70.)



### ② **Do not make a loud sound**

Do not play music loudly at home.

Do not speak in a loud voice that can be heard by the next door neighbors.

If your house and the house next door are close to each other, you may hear loud noises and voices.

Be careful not to cause any trouble to the people in the next house.



### ③ **Please be quiet at night.**

Sammu City is a quiet town.

Some people go to bed early at night.

Be careful not to make noise outside.

Please be quiet in your house.



④ **Park your car in a parking lot.**

If you park your car on the road, you will disturb the people around you.

It is very dangerous to leave your car parked on the road.

Park your car in a designated parking lot.



⑤ **Wards and Neighborhood Associations (Ku, Jichikai)**

Where you live, there are wards / community associations ( Ku, Jichikai )

Communicate with your neighbors and get along with them.



⑥ **Put a nameplate and mailbox at your house.**

The city office sends you some important letters.

Put a mailbox in your house so that you can receive letters.

Also put a nameplate on your mailbox.



◎The Difficult Words on pages 1 and 2◎

※How to Dispose of Garbage (*Gomi no Sutekata*): There are detailed rules on how to dispose of garbage, read pages 41 to 70.

※Wards and Neighborhood Associations (*Ku, Jichikai*): It is a group of people who live in areas. There are always wards or neighborhood associations in the area where you live.

Contact	Address	Phone number
Civic Autonomy Support Section ( <i>Shimin Jichi Shien Ka</i> )	296 Tonodai, Sammu City ( Counter number 21 )	0475-80-0151

< Reception Hours > Monday through Friday 8:30 a.m. to 5:15 p.m.

※The office is closed on Saturdays, Sundays, National Holidays, and from December 29 to January 3.


# 2

## Studying Japanese



You are able to study Japanese language in the following classes.

- The classes that you can study Japanese.

Name of the class	Sakura Japanese class	Narutō Japanese class
When	Every Saturday ( Except the 5 <sup>th</sup> Saturday of the month )	Every Saturday
Hour	1:30 p.m. to 3:00 p.m	3:00 p.m. to 5:00 p.m
Where	Narutō Public Hall	Narutō Public Hall
Fee	500yen per month	1,000yen per semester
Phone number	090-2245-8233	090-6128-5251
Mail	toshiko8233@gmail.com	
Website		<a href="https://naruto-jp-class.jimdofree.com">https://naruto-jp-class.jimdofree.com</a> 



— memo —



---

---

---

---

---

---

---

---

---

---



---

---

---

---

---

---

Narutō Public Hall ( Address ) 262-1 Tsube, Sammu City

Contact	Address	Phone number
Civic Autonomy Support Section ( <i>Shimin Jichi Shien Ka</i> )	296 Tonodai, Sammu City ( Counter number 21 )	0475-80-0151

< Reception Hours > Monday through Friday 8:30 a.m. to 5:15 p.m.

※The office is closed on Saturdays, Sundays, National Holidays, and from December 29 to January 3.



# 3

## When you are sick, there is a fire and car accident

If you feel unwell and cannot move, call 119.

If a fire breaks out, call 119.

If you are in a traffic accident, call 110

It's free. You are able to make a call at any time.

Call the numbers and say the following.

### ( 1 ) When you suddenly feel sick or injured

Call "119". An Ambulance ( Kyūkyū Sha ) will come.

When you call, say the following

- ① " I'm not feeling well." ( I'm in bad shape or injured )
- ② Where you are now.
- ③ Age and gender ( man or woman ) of the person who is sick or injured.
- ④ Who did what?
- ⑤ Your name and phone number.



## (2) When a fire breaks out

Call "119". A Fire Engine ( *Shōbō Sha* ) will come.

Say the following on the phone.

- ① "There is a fire."
- ② Where is the fire?
- ③ What is on fire?
- ④ Are there any injured people or people who failed to escape from the fire?
- ⑤ Your name and phone number.



## (3) When a traffic accident occurs

Call "110". A Police Officer ( *Keisatsu Kan / Kei Kan* ) will come.

Say the following on the phone.

- ① "It's a traffic accident."
- ② When did the accident happen?
- ③ Where did the accident occur?
- ④ Are there any injured people?
- ⑤ Your name and phone number.



©The Difficult Words on pages 5 and 6 ©

※Ambulance ( *Kyūkyū Sha* ): Vehicles to transport injured or sick people.

※Fire Engine ( *Shōbō Sha* ): Cars with fire extinguisher

※Police Officer ( *Keisatsu Kan / Kei Kan* ): People working at a police station

## 4 In case that disaster strikes

Japan is prone to many Disasters ( Saigai ) such as Earthquakes ( *Jishin* ), Tsunamis ( Tsunami ), Floods ( Kōzui ), and Landslides ( *Gake Kuzure* ). When a disaster occurs, evacuate. Also, do the following (1) to (4). Evacuate to a safe place as described in the table on pages 9 to 12.

The Disaster Prevention  
Administrative Radio

### ( 1 ) Gather information.

① Disaster Prevention Administrative Radio ( Bōsai Gyōsei Musen )

It is a radio to listen to information about disasters.



② Japan Meteorological Agency's Homepage ( *Kishō Chō* )

View disaster information in various languages.

<https://www.jma.go.jp/jma/index.html>



③ Sammu City Hazard Map

It describes what dangers exist in the area where you live. Download it from the website of Sammu City or get a copy at < the Fire & Disaster Prevention Section ( *Shōbō Bōsai Ka* ) > of the City Hall or Branch Offices.

The city's website <https://www.city.sammu.lg.jp/page000786.html>



( Sammu City Hazard Map )

**山武市ハザードマップ**  
洪水・土砂災害編

**風水害時の避難について**  
近年、各地で発生している河川の氾濫や土砂災害は、想定をはるかに超える短期間の大雨などによってもたらされています。そのため適切な避難指示のタイミングが遅れてしまう可能性もあります。市民のみならず、自ら判断し避難行動により命を守ってください。山武市ではハザードマップ地震・津波編も作成しています。一緒に保管し、いざという時の行動に役立ててください。

**ハザードマップでわが家の危険度を知ろう**  
ハザードマップで自分の家があるか確認し、印をつけてみましょう。  
洪水のおそれがある区域です  
土砂災害のおそれがある区域です

**避難行動のポイント**

- 警戒レベル3や4が出たら、危険な場所から避難しましょう。危険だと感じたら、警報が出る前でも避難しましょう。
- 「避難」とは「避」を「避」けることです。安全な場所にいる人は、避難する必要はありません。
- 避難先は小中学校・公民館だけではありません。安全な朝服・知人宅に避難することも考えてみましょう。

令和3年3月 山武市

**山武市ハザードマップ**  
地震・津波編

**地震・津波時の避難について**  
近年大規模な地震が日本各地で頻発していますが、家の内外でしっかりとした安全対策を取ることによって命を守ることができます。また、地震によって津波が発生した場合には、正しい知識と自分の生活する場所の特性に応じ、適切な避難が行えるように準備しましょう。山武市ではハザードマップ洪水・土砂災害編も作成しています。一緒に保管し、いざという時の行動に役立ててください。

**ハザードマップでわが家の危険度を知ろう**  
ハザードマップで自分の家があるか確認し、印をつけてみましょう。  
建物の壊れやすさを表しているよ  
洪水するおそれがある区域です

**避難行動のポイント**

- 自分が閉じ込められた時は、あわてず、扉を叩いたり、近くにあるものを叩き音を出して、周囲に存在を知らせましょう。
- 車では逃げない!! 避がんでしまい、走って逃げるよりとでも遅くなる場合があります。車ごと津波に流される危険性もあります。
- 一度避難したら戻らない!!津波は1回だけではなく、数回やって来ることもあります。また1回目より2回目以降が高い場合もあります。

令和3年3月 山武市

④ Emergency Earthquake Alert ( Kinkyū Jishin Sokuhō )

It will make a sound during a large earthquake. Run to a safe place.  
A large earthquake may cause Tsunamis. Evacuate to a higher place.  
Listen to it with your cell phone or smart phone.



◎The Difficult Words on pages 7 through 10 ◎

- ※Disasters ( *Saigai* ): Earthquakes and lots of rain that damage houses, land, and people.
- ※Tsunamis ( *Tsunami* ): Very high waves
- ※Floods ( *Kōzui* ): A river overflows and flows a lot on the land.
- ※Disaster Prevention Administrative Radio ( *Bōsai Gyōsei Musen* ): A machine that you can listen for information about disasters.
- ※Sammu City Hazard Map: A map you are able to get at City Hall. It shows the dangerous places in Sammu City.
- ※ Emergency Earthquake Alert ( *Kinkyū Jishin Sokuhō* ): Information provided by the Japan Meteorological Agency. A loud sound is made when a major earthquake occurs.
- ※Landslide Sediment Disaster ( *Dosha Saigai* ): A lot of stones and muddy water falling down from mountains due to earthquakes and rain.

## ( 2 ) Run to safety.

Run to a safe place near your house.

The place to run to will be announced via the Disaster Prevention Administrative Radio ( Bōsai Gyōsei Musen ) .

Use the following table to remember the safe places near your house.

### Designated Emergency Evacuation Site ( *Shitei Kinkyū Hinan Basho* )

Area	Where(Safety place)	Address	Kind of places to evacuate				
			Earth quake	<u>Tsunami</u>	Big Fire	Floods Landslides	Designated Evacuation Site ( <i>Shitei ippan Hinan Jo</i> )
Naruto area	Narutō Elementary School	2692 Naruto Sammu City	○			○	○
	Ōtomi Elementary School	To 60 Nīnomi Sammu City	○			○	○
	Nangō Elementary School	884-1 Kamiyokoji Sammu City	○	○		○	○
	Naruhama Elementary School	1090 Motosuka Sammu City	○	○		○	○
	Midorimi Elementary School	Ro 471-1 Matsugaya, Sammu City	○	○		○	○
	Narutō Junior High School	567 Wada Sammu City	○			○	○
	Narutō Higashi Junior High School	2452-1 Gokita, Sammu City	○	○		○	○
	Shirahata Gymnasium ( <i>Shirahata Taiikukan</i> )	1885 Shirahata Sammu City				○	○
	Narutō Comprehensive Movement Park ( <i>Narutō Sōgō Undō Kōen</i> )	3241 Gokita Sammu City	○	○	○	○	
	Chiba Prefectural Narutō HighSchool	3596 Naruto Sammu City				○	○

Area	Where(Safety place)	Address	Kind of places to evacuate				
			Earth quake	<u>Tsunami</u>	Big Fire	Floods Landslides	Designated Evacuation Site ( <i>Shitei ippan Hinan Jo</i> )
Sanbu area	Mutsuoka Elementary School	771 Haniya Sammu City	○			○	○
	(Former) Hyūga Elementary School	10 Ametsubo Sammu City	○			○	○
	Sanbu Kita Elementary School	699 Okiwatashi Sammu City	○			○	○
	(Former) Sanbu Nishi Elementary School	13 Ōgi Sammu City	○			○	○
	Sanbu Junior High School	1855 Haniya Sammu City	○			○	○
	Hyūga Elementary School	2370 Kibara Sammu City	○			○	○
	Sanbu no Mori Central Hall ( <i>Sanbu no Mori Chūō Kaikan</i> )	1904-3 Haniya Sanmu City	○			○	○
	Sanbu no Mori Park ( <i>Sanbu no Mori Kōen</i> )	1904-5 Haniya Sanmu City	○		○	○	
Hasunuma area	Hasunuma Elementary School	I 2784 Hasunuma, Sammu City	○	○		○	○
	(Former) Hasunuma Junior High School	Ha 1036 Hasunuma Sammu City		○			○
	Hasunuma Exchange Center ( <i>Hasunuma Kōryū Center</i> )	Ha 4832-3 Hasunuma Sammu City	○	○		○	○
	Hasunuma Sports Plaza	Ha 5402-1 Hasunuma Sammu City	○	○	○	○	○

Area	Where(Safety place)	Address	Kind of places to evacuate				
			Earth quake	<u>Tsunami</u>	Big Fire	Floods Landslides	Designated Evacuation Site ( <i>Shitei ippan Hinan Jo</i> )
Matsuo area	Matsuo Elementary School	383 Saruo Matsuomachi Sammu City	○			○	○
	Toyooka Gymnasium ( <i>Toyooka Taiikukan</i> ), Matsuo Child Center ( <i>Matsuo Kodomo En</i> )	441 Kanno Matsuomachi Sammu City	○			○	○
	Ōhira Elementary School	1140 Hirone Matsuomachi Sammu City	○	○		○	○
	Sammubōyō Junior High School	112 Matsuo Matsuomachi Sammu City	○			○	○
	Matsuo Sports Park ( <i>Matsuo Undō Kōen</i> )	208-8 Fujimidai Matsuomachi Sammu City	○		○	○	
	Rural Environment Improvement Center ( <i>Nōson kankyō kaizen Center</i> )	47-3 Matsuo Matsuomachi Sammu City	○			○	○
	Chiba Prefectural Matsuo High School	546 Otsutsumi Matsuomachi Sammu City				○	○
Hasunuma area	Hasunuma Garden House Marīno	Ho 311 Hasunuma Sammu City		○			
	Hotel Namikawasō	Ni 4665 Hasunuma Sanmu City		○			

Area	Where(Safety place)	Address	Kind of places to evacuate				
			Earth quake	<u>Tsunami</u>	Big Fire	Floods Landslides	Designated Evacuation Site ( <i>Shitei ippan Hinan Jo</i> )
Naruto area / Hasunuma area	Fee-based Senior Citizens' Home Excelsior Sammu ( <i>Yūryō Rōjin Home ExcelsiorSammu</i> )	3841-70 Motosuka Sammu City		○			
	Seaside Hotel Kujūkuri	3701 Motosuka Sammu City		○			
	Tender Villa Kujūkuri	5025-3 Yakata Yokoshibahikari Town		○			
	Inouchi Tsunami Evacuation Plaza ( <i>Inouchi Tsunami Hinan Hiroba</i> )	957 Inouchi Sammu City		○			
	Kido District Tsunami Evacuation Tower ( <i>Kido Chiku Tsunami Hinan Tower</i> )	848 Kido Sammu City		○			

※In the event of a tsunami, run to higher ground.  
Go to the top of the buildings

- Designated Emergency Evacuation Sites ( *Shitei Kinkyū Hinan Basho* ) are places where you are able to be evacuated in the event of a disaster.
- Designated Evacuation Sites ( *Shitei ippan Hinan Jo* ) are places where affected people are able to stay for a few days in the event of a disaster.



**(3) In the next cases, evacuate immediately.**

- ① When a notice from the City Hall come to you that you should evacuate.
- ② When heavy rains, tsunamis, or landslides are likely to occur.
- ③ When disaster threatens to destroy your home
- ④ When your house is on fire
- ⑤ When your neighbor's house is on fire and yours is about to catch on fire.



**(4) Before you evacuate, do the following**

- ① Put out a fire.
- ② Turn off the gas.
- ③ Turn off the electricity. Turn down the breaker in your house.
- ④ Write down on a piece of paper where you will run to. Leave it in your house.
- ⑤ Take a safe route.



**(5) What you take with you when you evacuate**

Think of something you would take with you and use.

Look at the picture on the next page and think about it.

— memo —

---

---

---

---

---

For example...



Mobile Phone  
( *Keitai Denwa* )/  
Charger( *Jūdenki* )



Radio  
( *Rajio* )



Battery  
( *Denchi* )



Flashlight  
( *Kaichū Dentō* )



Medicine  
( *Kusuri* )



Money  
( *Okane* )



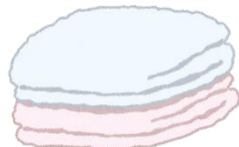
Residence Card  
( *Zairyū Card* )  
Passport



Valuables ( *Kichōhin* )  
(Passbook ( *Tsuchō* )  
etc.)



Clothes / Underwear  
( *Yōfuku / Shitagi* )



Towel  
( *Taoru* )



Bottles of water  
( *Mizu* )



Emergency rations  
( *Hijōshoku* )

◎The Difficult Words on pages 11 through 14◎

※Tsunami Evacuation Building ( *Tsunami Hinan Biru* ), Tsunami Evacuation Site ( *Tsunami Hinan Basho* ): Safe buildings and places to evacuate from Tsunamis.

※Valuables ( *Kichōhin* ): Important things you carry with you in your possessions.

※Emergency Rations ( *Hijōshoku* ): Items that can be eaten without heating when disaster strikes.

Contact	Address	Phone Number
Fire & Disaster Prevention Section ( <i>Shōbō Bōsai Ka</i> )	296 Tonodai, Sammu City ( Counter number 29 )	0475-80-1116

< Reception Hours > Monday through Friday, 8:30 a.m. to 5:15 p.m.

※The office is closed on Saturdays, Sundays, National Holidays, and from December 29 to January 3.

# 5

## When you live in Sammu City and change your address

When you live in Sammu City or change your residence, come to the City Hall.

Go through procedures at < the Citizen Section ( *Shimin Ka* ) > of the City Hall or Branch Offices.



## ( 1 ) Notification of Move-In ( *Tennyū Todoke* ) ( living in Sammu City )

<p><b>When you <u>submit the Notification</u></b></p>	<p>When you move to Sammu City from other countries.</p>	<p>When you move to Sammu City from other cities in Japan</p>
<p><b>Period for <u>submitting the notification</u></b></p>	<p>Submit the notification within 14 days from the day that you move in (You start living in Sammu City).</p>	
<p><b>What you bring ( bring all of them )</b></p>	<p>① Passport (for everyone)          ※Show us an immigration stamp.          If you don't have it, bring an airplane ticket with the day when you came to Japan.</p> <p>② Residence card ( <i>Zairyū Card</i> ) or Special Permanent Resident Certificate ( <i>Tokubetsu Eijusha Shō</i> ) (For everyone)</p> <p>③ If you have a family, you need a <u>Marriage Certificate ( <i>Kōin Shōmei Sho</i> )</u> or a <u>Birth Certificate ( <i>Shussei Shōmei Sho</i> )</u>.          ※You cannot go through this process with a copy.          ※Bring the documents translated in Japanese.</p>	<p>① A <u>Move-out Certificate ( <i>Tenshutsu Shōmei Sho</i> )</u> that you received from a city where you used to live.</p> <p>② <u>Residence card ( <i>Zairyū Card</i> )</u> or <u>Special Permanent Resident Certificate ( <i>Tokubetsu Eijusha Shō</i> )</u> (For everyone)</p> <p>③ <u>Individual Number Card ( <i>Kojin Bangō Card/My Number Card</i> )</u></p> <p>④ If you have a family, you need a <u>Marriage Certificate ( <i>Kōin Shōmei Sho</i> )</u> or a <u>Birth Certificate ( <i>Shusshō Shōmei Sho</i> )</u> .          ※You cannot go through this process with a copy.          ※Bring the documents translated in Japanese.</p>
<p><b>Who needs to submit</b></p>	<p>You or your family you live with.          (If someone else is coming, submit a <u>Power of Attorney ( <i>Inin Jō</i> )</u>.)</p>	

## ( 2 ) Notification of Move-Out ( Tenshutsu Todoke ) (leaving from Sammu City)



<b>When you <u>submit the Notification</u></b>	When you leaving from Sammu City
<b>Period for <u>submitting the notification</u></b>	Submit the notification before moving out. Or submit it within 14 days after moving out.
<b>What you bring</b>	① Residence card ( <i>Zairyū Card</i> ) or Special Permanent Resident Certificate ( <i>Tokubetsu Eijusha Shō</i> ) (For everyone) ② Seal Registration Certificate ( <i>Inkan Tōroku Shō</i> ) (If you have) ③ <u>National Health Insurance Card ( <i>Kokumin Kenkō Hoken Shō</i> )</u> ( Those who take out health insurance at the City Hall)
<b>who needs to submit</b>	You or your family you live with (If someone else is coming, submit a <u>Power of Attorney ( <i>Inin Jō</i> ).</u> )

### (3) Notification of Relocation ( *Tenkyo Todoke* ) (moving within

#### Sammu City)



<b>When you submit the Notification</b>	When you move within Sammu City
<b>Period for submitting the notification</b>	Submit the notification within 14 days from the day that you move.
<b>What you bring</b>	<p>① Residence Card ( <i>Zairyū Card</i> ) or Special Permanent Resident Certificate ( <i>Tokubetsu Eijusha Shō</i> ) (For everyone)</p> <p>② <u>National Health Insurance Card ( <i>Kokumin Kenkō Hoken Shō</i> )</u>            ( Those who take out health insurance at the City Hall)</p>
<b>who needs to submit</b>	You or your family you live with (If someone else is coming, submit a <u>Power of Attorney ( <i>Inin Jō</i> ).</u> )

◎The Difficult Words on pages 15 through 18◎

※Notification of Move-In ( *Tennyū Todoke* ): Things to report to the City Hall when living in Sammu City

※Submitting the Notification : To submit documents to the City Hall. Come to the City Hall and fill out a form.

※Marriage Certificate ( *Kōin Shōmei Sho* ): A document that proved they were married.

※Birth Certificate ( *Shusshō Shōmei Sho* ): A document given by clinics or hospitals when a child is born

※Move-out Certificate ( *Tenshutsu Shōmei Sho* ): A document that you get from a City Hall of the place where you used to live.

※Individual Number Card ( *Kojin Bangō Card/ My Number Card* ): A card with your own 12 numbers on it.

※Power of Attorney ( *Inin Jō* ): Documents to be used by your substitute to report to the City Hall

※Notification of Move-Out ( *Tenshutsu Todoke* ): To report to the City Hall when leaving from Sammu City to another place.

※Notification of Relocation ( *Tenkyo Todoke* ): Things to report when moving within Sammu City

※National Health Insurance Card ( *Kokumin Kenkō Hoken Shō* ): Read pages 29 through 32

— memo —




---



---



---



---



---



---



---



---



---



---



Section in charge	Address	Phone Number
Citizen Section ( <i>Shimin Ka</i> )	296 Tonodai Sammu City ( Counter number 2 )	0475-80-1141
Sanbu Branch Office	1884-1 Haniya Sammu City	0475-89-3600
Hasunuma Branch Office	Ha 23 Hasunuma Sammu City	0475-86-3111
Matsuo Branch Office	3012 Matsuomachi Gotanda Sammu City	0479-80-7117

< Reception Hours > Monday through Friday, 8:30 a.m. to 5:00 p.m.

※The procedures take time. Be sure you give yourself extra time.

※The office is closed on Saturdays, Sundays, National Holidays, and from December 29 to January 3.

## Seal registration ( *Inkan/Hanko Tōroku* ),

# 6 Seal registration Certificate( *Inkan Tōroku Shōmei Sho* )



In Japan, you may use a seal ( *Inkan / Hanko* ) instead of writing your name.

You need to register your seal when you put your seal on important documents that you buy or sell cars, lands and buildings.

It is also used when creating a company.

Submit your seal registration ( *Inkan Tōroku* ) to < the Citizen Section ( *Shimin Ka* ) > at the City Hall.

### ( 1 ) Section where you apply for seal registration.

If you are over 15 years old and live in Sammu City, able to register at the City Hall of < the Citizen Section ( *Shimin Ka* ) > or Branch Offices.

Once finish the registration, get a new registration card ( *Tōroku Card* ).





## (2) Register a seal

who	what you bring	In case that you are unable to register on that day
You come to <u>register</u> at City Hall	① A seal which you would like to <u>register</u> . ② Residence Card( <i>Zairyū Card</i> ) ↓ <b>You are able to register on that day.</b>	If you do not have a Residence Card ( <i>Zairyū Card</i> ), we will send you documents. You need to fill out and reply the documents within 14 days. ↓ <b>You are able to register after several days.</b>
Your substitute comes to <u>register</u> at City Hall	① A seal which you would like to <u>register</u> . ② Letter of attorney ( <i>Inin Jō</i> ) ③ Substitute's seal A substitute's <u>driver's license</u> ( <i>Jidōsha Unten Menkyo Shō</i> ) or a description of the substitute with a photo.	We will send you documents after your substitute comes. Fill out the documents. And you or your substitute needs to come to the City Hall within 14 days. ↓ <b>You are able to register after several days.</b>

## (3) Seals that you are unable to register are as follows.

- ① Seals that is similar in shape to a family member's registered seal.
- ② Seals different from a name written on a certificate of residence(*Jūmin Hyō*).
- ③ Seals with something different written on it besides your name.
- ④ Seals smaller than 8mm.
- ⑤ Seals larger than 25 mm.
- ⑥ Seals made of rubber.
- ⑦ Seals with illegible names.



Seals cannot be registered

## ( 4 ) Issuance of Certificate of Seal Registration ( *Inkan Tōroku Shōmei Sho* )

After registering your seal, you are able to apply for a Certificate of Seal Registration ( *Inkan Tōroku Shōmei Sho* ) at < the Citizen Section ( *Shimin Ka* ) > or Branch Offices. Bring the following items.

< Bring the followings >

- ① Seal Registration Card ( *Inkan Tōroku Shō / Tōroku Card* )
- ② 300 yen



©The Difficult Words on pages 20 and 21 ©

※Registration / Register ( *Tōroku* ): In this page, it is to report your seal to the City Hall.

※Seal Registration Card ( *Tōroku Card* ): The card you get when you register your seal. It is very important, so do not lose it.

※Driver's License ( *Jidosha Unten Menkyo Shō* ): A card stating that you have been approved to drive.

Section in charge	Address	Phone Number
Citizen Section ( <i>Shimin Ka</i> )	296 Tonodai Sammu City ( Counter number 2 )	0475-80-1141
Sanbu Branch Office	1884-1 Haniya Sammu City	0475-89-3600
Hasunuma Branch Office	Ha-233 Hasunuma Sammu City	0475-86-3111
Matsuo Branch Office	3012 Gotanda Matsuomachi Sammu City	0479-80-7117

< Reception Hours > Monday through Friday, 8:30 a.m. to 5:00 p.m.

※The procedures take time. Be sure you give yourself extra time.

※The office is closed on Saturdays, Sundays, National Holidays, and from December 29 to January 3.

# 7

## Temporary Licence Plate ( *Kari Number* )

Apply for a Temporary License Plate ( *Kari Number* ) when "non-inspection car" or "unregistered car" is driving on the road. You will be given a permit and number plate.

### ( 1 ) Section where you apply for a Temporary License Plate ( *Kari Number* )

Apply at the City Hall of < the Citizen Section ( *Shimin Ka* ) >. Bring the following items.

< The items >

Bring all of the following ① to ⑤.

① Liability Insurance Certificate ( *Jibaiseki Hoken Shō* )

You cannot use a copy and certificate that has expired.

② Bring one of the following:

● Motor Vehicle Inspection Certificate ( *Jidōsha Kensa Shō* )

● Cancellation of Registration ( *Masshō Tōroku Shōmei Sho* )

● Notification of Information for Registration Identification  
( *Tōroku Shikibetsu Jōhō Tō Tsūchisho* )

● Return of Motor Vehicle Inspection Certificate  
( *Jidōsha Kensashō Hennō Shōmei Sho* )

● Export Certificate ( *Yushutsu Yotei Todokede Shōmei Sho* )

③ A seal ( *Inkan / Hanko* ) (when a company applies, bring the company's seal )


④ Bring one of the following:

● Driver's License ( *Jidōsha Unten Menkyo Shō* )

● Resident Card ( *Zairyū Card* )

● Special Permanent Resident Card  
( *Tokubetsu Eijusha Shō* )

⑤ 750 yen



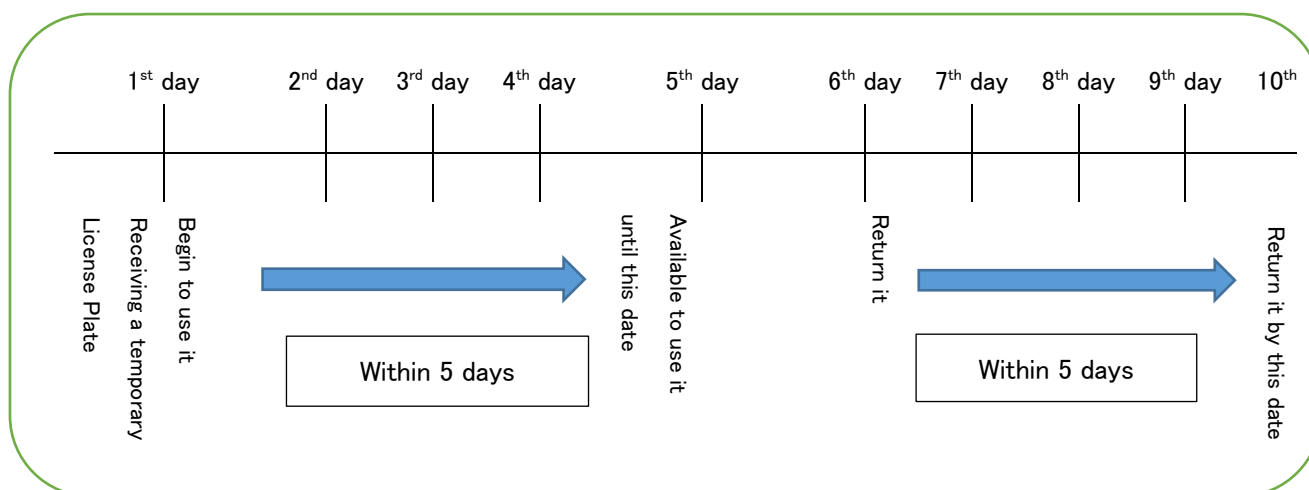
## ( 2 ) Period during which a Temporary License Plate ( *Kari Number* ) can be used

It can be used for 5 days from a day you receive the Temporary License Plate ( *Kari Number* ).

Be sure to return it within 5 days from the next day when you finish using it.

Bring your permit and Temporary License Plate back.

※Temporary License Plate may not be available for lending. For more information, ask the City Hall of < the Citizen Section ( *Shimin Ka* ) > .



◎ The Difficult Words on page 23 ◎

※Liability Insurance Certificate ( *Jibaiseki Hoken Shō* ): A certificate of insurance that every person who buys a car must have.

※Motor Vehicle Inspection Certificate ( *Jidōsha Kensashō* ): A certificate that proves that a car has been inspected. Without it, you cannot drive the car.

※Certificate of Cancellation of Registration ( *Masshō Tōroku Shōmei Sho* ): A certificate of authenticity to be used when selling the car instead of scrapping it.

※Notification of Information for Registration Identification ( *Tōroku Shikibetsu Jōhō Tō Tsūchisho* ): A certificate given to an owner of a car who submitted the Certificate of Cancellation Registration.

※Return of Motor Vehicle Inspection Certificate ( *Jidōsha Kensashō Hennō Shōmei Sho* ): A certificate you get when you stop using the car.

※Export Certificate ( *Yushutsu Yotei Tōdokede Shōmei Sho* ): A certificate to be used when selling the car to a foreign country.

— memo —

---

---

---

---

---

---

---

---

---

---

---

---

---

---

---

---

---

---

---

---

---

---



Section in charge	Address	Phone Number
Citizen Section ( <i>Shimin Ka</i> )	296 Tonodai Sammu City ( Counter number 1 )	0475-80-1141

- < Reception Hours > Monday through Friday, 8:30 a.m. to 5:00 p.m.
- ※The procedures take time. Be sure you give yourself extra time.
- ※The office is closed on Saturdays, Sundays, National Holidays, and from December 29 to January 3.

# 8

## Individual Number Card ( My Number Card )



Those who have an address in Sammu city can apply for an Individual Number Card.

< What is an Individual Number Card ? >

An Individual Number Card is a plastic card which contains an IC chip, and the bearer's name, address, date of birth, sex, 12 digit My Number ( the Individual Number ), and ID photograph, etc., are displayed on it.

This card can be used as an identification card for identity verification.

### ( 1 ) When can you use it ?

- ① When you open a bank account.
- ② When you obtain a resident's record ( Jyūminhyō ) and a Certificate of Seal Registration ( Inkan Tōroku Shōmei Sho ) at convenience stores.
- ③ When you use it as your health insurance card.
- ④ When you send money to abroad.
- ⑤ When you file a income tax return on-line.



### ( 2 ) How to make an application for your Individual Number Card

- ① Those who have an address in Sammu city can apply for an Individual Number Card.
- ② Come to the City Hall.
- ③ Fill out an application form.
- It is possible to take a ID photograph at the City Office.
- If your period of stay is less than three months, please apply for an Individual Number Card after updating your period of stay.

### (3) How to receive your Individual Number Card after applying

- ① About 30 days after applying for an Individual Number Card, Sammu city will send you an issue notice ( postcard-type notice ).
- ② Please contact Sammu city office and book a date to collect your card.
- ③ Bring the following to the city office on the day you book.  
[ An issue notice ( postcard-type notice ), Notification Card,  
Residence Card ( Zairyu Card ) ]

### (4) Be careful !

The Validity Period of an Individual Number Card is the same as your period of stay. If the validity period of your Individual Number Card has lapsed, you can no longer use it.

Please make an application for an Individual Number Card after updating your period of stay at Immigration Services Agency of Japan.

Be careful! It will cost money to apply for an Individual Number Card if you make an application after your card has lapsed.



◎ The Difficult Words on pages 26 and 27 ◎

※Date of birth . . . The day when you were born.

※Sex . . . Gender.

※An identification card . . . A document or card that identifies you such as a Driver's License etc.

※A resident's record( Jyūminhyō ) . . . A document with you and your family's address etc. shown on it. ( It will cost money to get a resident's record. )

※A Certificate of Seal Registration ( *Inkan Tōroku Shōmei Sho* )

. . . A document that you are able to apply for after you register your seal to the Citizen Section( *Shimin Ka* ) at the City Hall. ( It will cost money to get a Certificate of Seal Registration. )

※Health insurance card . . . A card that reduce the money you pay at clinics or hospitals.

※A income tax return . . . If you earn money, you need to pay taxes to the tax office.

※Immigration Services Agency of Japan . . . Tokyo Regional Immigration Services Bureau

〒260-0026 Chiba Chuo Community Center, 2-1 Chiba-minato, Chuo-ku, Chiba City, Chiba Prefecture.

043-242-6597

— memo —



---

---

---

---

---

---

---

---

---

---

---

---

---

---

---

---

---

---

---

---

---

---

---

---

---

Contact	Address	Phone Number
Citizen Section ( <i>Shimin Ka</i> ) ( Individual Number Card )	296 Tonodai Sammu City ( Counter number 5 )	0475-77-8110

< Reception Hours > Monday through Friday, 8:30 a.m. to 5:00 p.m.  
※The office is closed on Saturdays, Sundays, National Holidays, and from December 29 to January 3.



# 9

## National Health Insurance ( *Kokumin Kenkō Hoken* )

All residents of Sammu City are required to have any kind of health insurance.

There are two types of health insurances: "Social Insurance ( *Shakai Hoken* )" that you are able to get at your company and "National Health Insurance ( *Kokumin Kenkō Hoken* )" that you are able to get at the City Hall.

When you take out National Health Insurance, consult with the City Hall of < the National Health Insurance & Pension Section ( *Kokuho Nenkin Ka* ) > .

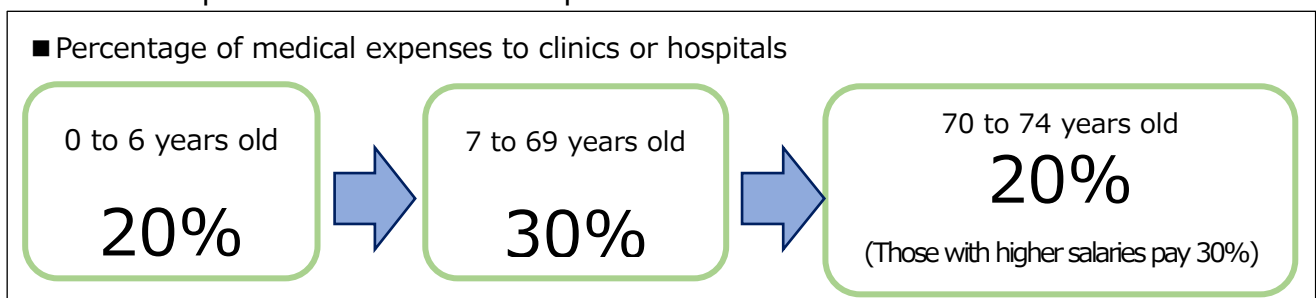
### ( 1 ) What is National Health Insurance?



It is a system to reduce the money you pay at clinics or hospitals.  
To use the system, you need to pay taxes.

When you take out National Health Insurance, you will be given an Insurance Card ( *Hoken Shō / Hoken Card* ). Take it with you when you see a doctor.

Medical expenses to clinics or hospitals are as follows.



[Contact] National Health Insurance & Pension  
Section ( *Kokuho Nenkin Ka* ) ☎0475-80-1143

© The Difficult word on page 29 ©

※Insurance Card ( *Hoken Shō / Hoken Card* ): A card you get when you join the National Health Insurance

## ( 2 ) The following people are not eligible for National Health Insurance.

- Those covered by the company's Social Insurance ( *Shakai Hoken* ).
- Those who have Social Insurance to pay for their lives.
- People older than 75 years old
- Those who are receiving Welfare Benefits ( *Seikatsu Hogo* )
- Those who live in Japan for less than three months

[Contact] National Health Insurance & Pension  
Section ( *Kokuho Nenkin Ka* ) ☎0475-80-1143

## ( 3 ) National Health Insurance Tax ( *Kokumin Kenkō Hoken Zei* )

If you are enrolled in the National Health Insurance program, you will be charged the “National Health Insurance Tax ( *Kokumin Kenkō Hoken Zei* )”. The tax must be paid by the deadline for payment. The amount of money to be paid in one year is determined by the person's salary for the previous year.

[Contact] Tax Imposition Section  
( *Kazei Ka* ) ☎0475-80-1281

## ( 4 ) How to pay the National Health Insurance Tax

After receiving documents regarding the tax in July, pay it. If you would like to do direct deposit ( *Kōza Furikae* ) from your bank automatically, contact < the Tax Payment Section ( *Shūzei Ka* ) > at the City Hall. If you are unable to pay the tax by payment deadlines, contact < the Tax Payment Section ( *Shūzei Ka* ) > at the City Hall.

It is possible to pay the National Health Insurance Tax at the following places or ways.

- City Hall
- Convenience Stores
- Bank
- Post Offices
- Electronic money ( PayPay LINE Pay dbarai J-coin auPAY )

[Contact] Tax Payment Section  
( *Shūzei Ka* ) ☎0475-80-1151

## ( 5 ) If you don't pay by a payment deadline, difficult things occur.

If you do not pay the National Health Insurance tax, the following will happen.

- Letter of demand ( *Tokusoku Jō* ) will be sent to you.
- Return your insurance card to < the National Health Insurance & Pension Section ( *Kokuho Nenkin Ka* ) > at the City Hall.
- Medical expenses to be paid to clinics or hospitals will increase. Pay the entire amount.
- There are cases in which you can not update your Residence Card ( *Zairyū Card* ).

[Contact] Tax Payment Section  
( *Shūzei Ka* ) ☎0475-80-1151

## ( 6 ) The following is the procedure for joining and stopping the National Health Insurance.

In the following cases, come to < the National Health Insurance & Pension Section > at the City Hall before the 14 days are up.

### When entering the National Health Insurance System

- When you move to Sammu City.
- When you quit your company's social insurance.
- When your child is born.
- When you stop receiving welfare benefits.

### When you quit the National Health Insurance

- When moving out of Sammu City
- When you join the company's social insurance program.
- When you pass away.
- When you receive welfare benefits.

[Contact] National Health Insurance & Pension  
Section ( *Kokuho Nenkin Ka* ) ☎0475-80-1143





---

---

---

---

---

---

---

---

◎ The Difficult Words on Pages 30 through 31 ◎

※Social Insurance ( *Shakai Hoken* ): A system of health insurance (the same as National Health Insurance) for people who are employed by a company. In Japan, it is necessary to be covered by either National Health Insurance or Social Insurance.

※Welfare Benefits ( *Seikatsu Hogo* ): A system in which the government pays for the livelihood of those who cannot live on their own.

※Direct Deposit ( *Kōza Furikae* ): A system that allows banks to pay you automatically.

※Letter of Demand ( *Tokusoku Jō* ): Letters sent to people who have not paid their taxes by payment deadlines.



Contact	Address	Phone Number
National Health Insurance & Pension Section ( <i>Kokuho Nenkin Ka</i> )	296 Tonodai Sammu City ( Counter number 6 )	☎0475-80-1143
Tax Imposition Section ( <i>Kazei Ka</i> )	296 Tonodai Sammu City ( Counter number 7 )	☎0475-80-1281
Tax Payment Section ( <i>Shuzei Ka</i> )	296 Tonodai Sammu City ( Counter number 8 )	☎0475-80-1151

< Reception Hours > Monday through Friday, 8:30 a.m. to 5:00 p.m.

※The procedures take time. Be sure you give yourself extra time.

※The office is closed on Saturdays, Sundays, National Holidays, and from December 29 to January 3.



Taxes are used to better police, fire department, roads, water supplies, pensions, medical cares, welfares, and educations.

“Taxes” are the money we all pay for these things.

Taxes paid to Sammu City are as follows.

### Municipal Prefectural Tax

#### ( *Shi Kenmin Zei* )

---

You pay taxes to the municipality where you live on January 1.

You will receive a tax payment slip around May or June.

Pay the tax at banks, post offices, convenience stores, or City Hall.

### Property Tax

#### ( *Kotei Shisan Zei* )

---

Those who own land or buildings on January 1 pay the tax.

You will receive a tax payment slip around May.

Pay the tax at banks, post offices, convenience stores, or City Hall.

### Light Vehicle Tax

#### ( *Kei Jidōsha Zei* )

---

Those who own Motorized Bicycles ( *Gendōki Tsuki Jiten Sha* ) and Light Cars ( *Kei Jidō Sha* ) on April 1 pay the tax.

You will receive a tax payment slip around May. Pay the tax at banks, post offices, convenience stores, or City Hall.

### National Health Insurance Tax

#### ( *Kokumin Kenkō Hoken Zei* )

---

Read pages 29 through 32.



---

---

---

---

---

---

---

---

---

---

---

---

---

---

---

---

---

---

---

---

---

---

---

◎ The Difficult Words on page 33 ◎  
 ※Motorized Bicycles( *Gendōki Tsuki Jiten Sha* ) : Motorcycles up to 125cc. A driver's license is required to ride one.  
 ※Light Vehicles( *Kei Jidō Sha* ): Motorcycles from 125cc to 250cc and cars up to 660cc.



Contact	Address	Phone Number
Tax Imposition Section ( <i>Kazei Ka</i> )	296 Tonodai Sammu City ( Counter number 7 )	0475-80-1281

< Reception Hours > Monday through Friday, 8:30 a.m. to 5:00 p.m.

※The office is closed on Saturdays, Sundays, National Holidays, and from December 29 to January 3.

# Certificate of Income and Taxation ( *Shotoku / Kazei Shōmei Sho* )

If you would like to obtain a "Certificate of Income and Taxation ( *Shotoku / Kazei Shōmei Sho* )", apply as follows.

## ( 1 ) Section where you apply for a Certificate of Income and Taxation ( *Shotoku / Kazei Shōmei Sho* )

Apply at < the Tax Imposition Section ( *Kazei Ka* ) > of the City Hall.

Bring the following items with you.



< Bring the followings >

- ① Residence card ( *Zairyū Card* ) or Driver's License ( with a facial photograph ) ( *Jidōsha Unten Menkyo Shō* ).
- ② 300 yen
- ③ Power of attorney ( *Inin Jō* ) (When someone other than the family you live with comes to visit)

## ( 2 ) The following people are eligible to submit a Certificate of Income and Taxation ( *Shotoku / Kazei Shōmei Sho* ).

- Those who have an address in Sammu City on January 1 of that year.

※If your address is not in Sammu City on January 1, get it at a City where you used to live.

※If you do not have an address in Japan on January 1, you will not be able to get the certificate.

※A "person with an address in Sammu City" is a person who has notified the City Hall that he or she has moved in Sammu City.

— memo —

---

---

---

---

---

---

---

---

---

---

---

---

---

---

---

---

---

---

---

---

---



Contact	Address	Phone Number
Tax Imposition Section ( <i>Kazei Ka</i> )	296 Tonodai Sammu City ( Counter number 7 )	0475-80-1281

< Reception Hours > Monday through Friday, 8:30 a.m. to 5:00 p.m.

※The office is closed on Saturdays, Sundays, National Holidays, and from December 29 to January 3.



# 12

## Please pay your taxes.

Pay your taxes by payment deadlines ( Nōfu Kigen ).

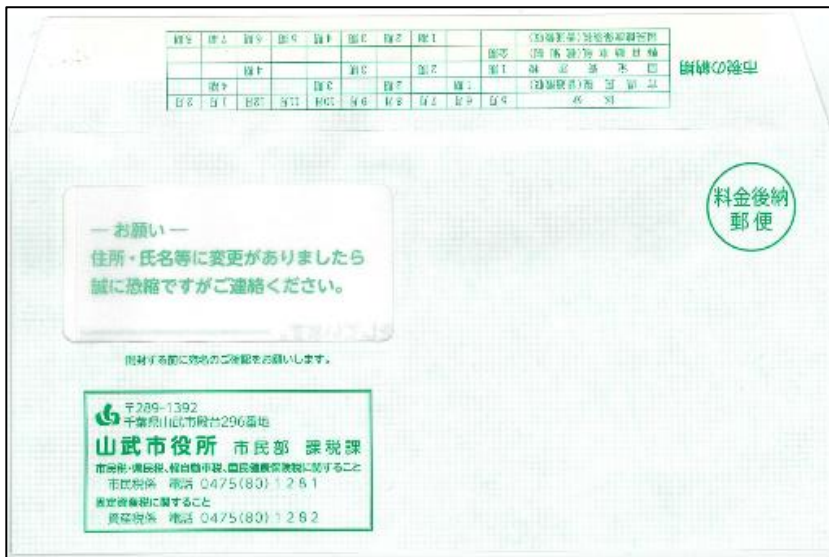
If you are late in paying, you will have to pay more.

The payment deadlines ( Nōfu Kigen ) are written on payment slips.

If you are unable to pay by the payment deadlines ( Nōfu Kigen ), consult with < the Tax Payment Section ( Shūzei Ka ) > at the City Hall.

### Notice of tax payment ( Nōzei Tsūchi Sho )

A following envelope will be sent to you. Please open it and read the letter. Pay your taxes by payment deadlines ( Nōfu Kigen ).



◎ The Difficult Word on page 37 ◎

Payment Deadline ( Nōfu Kigen ): In this case, it is a day when you pay your taxes. You will find "payment deadline" written on a tax payment slip. Be sure to pay the tax by the date.

## Payment deadlines of city taxes

Use the following table to remember the months of paying taxes. Please confirm the payment deadlines ( *Nōfu Kigen* ) which are written on payment slips( *Nōfusho* ). If you are late with payment, you will have to pay more.

	May	Jun.	Jul.	Aug.	Sep.	Oct.	Nov.	Dec.	Jan.	Feb.
Municipal Prefectural Tax ( <i>Shi Kenmin Zei</i> )		○		○		○			○	
Property Tax ( <i>Kotei Shisan Zei</i> )	○		○		○			○		
Light Vehicle Tax ( <i>Kei Jidōsha Zei</i> )	○									
National Health Insurance Tax ( <i>Kokumin Kenkō Hoken Zei</i> )			○	○	○	○	○	○	○	○

## Certificate of Tax Payment ( *Nōzei Shōmei Sho* )

A Certificate of Tax Payment ( *Nōzei Shōmei Sho* ) is to show how much tax you have paid. It is used to renew your visa.

If you have not paid your taxes, please do so immediately.

**Please pay by the payment deadline !  
Do not forget the payment deadline !**



## Filing a tax return( *Kakutei Shinkoku* )

Please submit a income tax return form if you earn money or receive salaries from the company.

You can submit the income tax return form to the tax office or the City Office.

If you don't submit your income tax return form, you are not able to obtain a "Certificate of Income and Taxation ( *Shotoku / Kazei Shōmei Sho* )".

### ① When to file a tax return

Please file a tax return between February 16 and March 15 every year.

### ② Where to file a tax return

You can file a tax return at the tax office.

You can file a tax return at the City Office between February 16 and March 15.

### ③ How many months you need to calculate about the amount of income earned?

Please calculate the income during a year from January 1 to December 31, and submit a tax return form within the due date.

### ④ What should do those who are not working or receiving money?

Please submit a resident tax return form to the City Office.



---

---

---

---

---

---

---

---

---

---

◎ The Difficult Words on pages 39 ◎

※A income tax return form . . . A document that you declare your income such as salary, wages, other payments given for your work, etc.

※Certificate of Income and Taxation ( *Shotoku / Kazei Shōmei Sho* ) . . . A document that shows your income and taxes.

※Tax office . . . It is a government office which is in charge of taxes.

There is Tōgane tax office ( 1-1-12 Higashishinjyuku Tōgane City ) near the Sammu city.



Contact	Address	Phone Number
Tax Imposition Section ( <i>Kazei Ka</i> )	296 Tonodai Sammu City ( Counter number 7 )	0475-80-1281
Tax Payment Section ( <i>Shūzei Ka</i> )	296 Tonodai Sammu City ( Counter number 8 )	0475-80-1151

< Reception Hours > Monday through Friday 8:30 a.m. to 5:00 p.m.

※The office is closed on Saturdays, Sundays, National Holidays, and from December 29 to January 3.

# 13

## Rules for Disposing of Garbage

In Sammu City, garbage bags are determined by where you live. Follow the rules when you put out your garbage.

Use the table on the next page to find out which area you live in.

If you live in Naruto area, look at pages 44 to 57.

If you live in Sanbu, Hasunuma or Matsuo area, look at pages 58 to 70.

To find out when you put out your garbage, refer to “the poster that explains how to dispose of garbage( *Gomi no dashikata poster* )”.

“The poster that explains how to dispose of garbage( *Gomi no dashikata poster* ) ”

can be obtained at the City Hall of < the Environmental Conservation Section ( *Kankyō Hozen Ka* ) >.



### ● Why are the garbage bags separated?

Because this is to reduce the amount of garbage.

There are different types of waste: Burnable Waste ( *Kanen Gomi* ), Noncombustible Waste ( *Funen Gomi* ), Recyclable Waste ( *Shigen Gomi* ), and Hazardous Waste ( *Yūgai Gomi* ).

Recyclable Waste ( *Shigen Gomi* ) is replaced by a different type and is used again. By being recycled, the amount of waste is reduced.

Therefore, separate your garbage properly.

◎ The Difficult word on page 41 ◎

※The poster that explains how to dispose of garbage( *Gomi no dashikata poster* )

・ ・ ・ : A guide book with detailed instructions on how to dispose of garbage.

● Check an area where you live.

Where you live ( address )	Area	Designated Garbage bags
<p>Itatsuki, Ichiba, Inouchi, Oyada, Kamiyokoji, Kawasaki, Kido, Kusabuka, Koizumi, Komatsu, Gokita, Shibahara, Shima, Shimato, Shimoyokoji, Shirahata, Shingyōji, Tsube, Terasaki, Tonodai, Tomiguchi, Tomida, TomidaGōya, Narutō, Nīnomi, Nobori, Hayafune, Himeshima, Matsugaya, Motosuka, Yusaka, Wada</p>	<p><b>Narutō area</b></p>	<p><b>Burnable Waste</b>      <b>Recyclable Waste (cans)</b></p>  <p><b>Recyclable Waste (bottles)</b>      <b>Recyclable Waste (plastic bottles)</b></p>  <p><b>Noncombustible Waste (glass and ceramics)</b></p>  <p><b>Noncombustible Waste (metals)</b></p> 

Where you live (address)	Area	Designated Garbage bags	
Ōgi, Kibara, Haniya, Yokota, Okiwatashi, Ametsubo, Asōshinden, Itagawa, Itanakashinden, Uekusa, Sanekado, Shīzaki, Shimofuda, Toda, Nakatsuta, Hyūgadai, Misugino, Mushō, Mori, Yabe	<b>Sanbu area</b>	Burnable Waste	Recyclable Waste
HasunumaI, HasunumaNi, HasunumaHa, HasunumaHira, HasunumaHo, HasunumaRo	<b>Hasunuma area</b>		
Matsuomachi Iwaita, Matsuomachi Ōtsutsumi, Matsuomachi Ogawa, Matsuomachi Orito, Matsuomachi Kashikehongo, Matsuomachi Kamiōkura, Matsuomachi Kannō, Matsuomachi Kigatana, Matsuomachi Kowa, Matsuomachi Gotanda, Matsuomachi Saruo, Matsuomachi Shimoōkura, Matsuomachi Shimonō, Matsuomachi Shimonogō, Matsuomachi Takatomi, Matsuomachi Takenosato, Matsuomachi Takoe, Matsuomachi Hatta, Matsuomachi Hikkoshi, Matsuomachi Hirone, Matsuomachi Fujimidai, Matsuomachi Matsuo, Matsuomachi Mizufuka, Matsuomachi Motogashiwa, Matsuomachi Motomizufuka, Matsuomachi Yatsu, Matsuomachi Yamamuro	<b>Matsuo area</b>	Noncombustible Waste	Hazardous Waste
			

● Those who living in Narutō area . . . . . Read pages 44 through 57.

● Those who living in Sanbu, Matsuo and Hasunuma area

. . . . . Read pages 58 through 70.

# 14 How to dispose of Household Garbage (Narutō area)

---

If you would like to dispose of Household Garbage ( *Katei Gomi* ), buy the designated garbage bags at a store in Narutō area.

The types of garbage bags depend on the types of garbage.

Garbage Collectors are not allowed to take garbage bags that are not sorted by type.

If you would like to put out your garbage, separate it into different types as described on the next page.

Dispose of garbage at a Garbage Collection Point ( *Gomi Station* ) by 8:00 in the morning.

For more information, contact <the Environmental Conservation Section ( *Kankyō Hozen Ka* ) > at the City Hall.

© The Difficult Words on page 44 ©

※Household Garbage ( *Katei Gomi* ): Garbage generated at home. Dispose of it in designated places with the designated bag after sorting the type of garbage.

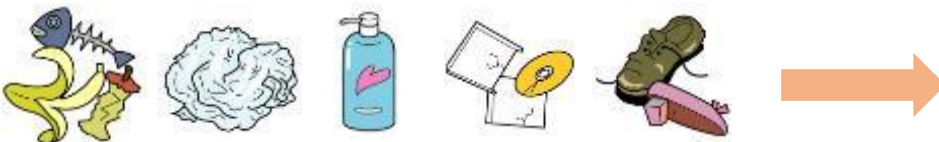
※Garbage Collection Point ( *Gomi Station* ): A place near your house where to collect garbage. Follow the rules when throwing away garbage.



## ( 1 ) Burnable Waste ( *Kanen Gomi* / *Moeru Gomi* )

- The following garbage can be thrown away as burnable waste < *Moeru Gomi* >.
  - Food Waste … Remove water from food waste as much as possible before disposing of it.
  - Paper material … 3cm or smaller thickness of the paper can be thrown away.
  - Disposable diapers … Get rid of feces and dispose of it in the toilet.
  - Plastic material … Plastic goods, Styrofoam materials, and Plastic containers for food and beverage, detergent, air freshener, etc.  
Please sort waste into burnable waste and recyclable waste ( cans, bottles, and plastic bottles ).
  - Cloths … It is also possible to be brought to The Collection Facilities( *Recycle Sōko* ).
  - Leathers … Bags, belts, shoes, etc.
  - Food oils … Solidify it by using a coagulant.
  - Rubber … Cut rubber hoses into 1m or smaller.
  - Small plush toys
  - Small tree branches and leaves  
… You can dispose of tree branches that length is 50cm or smaller and thickness is 12cm or smaller.  
Dry and remove the soil on the tree branches and leaves.
  - CD DVD
  - Sea shells

- Put them in the garbage bag pictured on the right.



— memo —



★Bring into The Collection Facility ( *Recycle Sōko* )

The following items can be brought into The Collection Facility ( *Recycle Sōko* ).

The location is in the parking lot of City Hall.

Reception hours are 8:30 a.m. to 5:00 p.m.

Free of charge.

- ① Cardboards
- ② Newspapers
- ③ Books
- ④ Paper cartons
- ⑤ Clothes

※ Tie ①, ②, ③, and ④ with a string.

※Put ⑤ in a clear plastic bag.

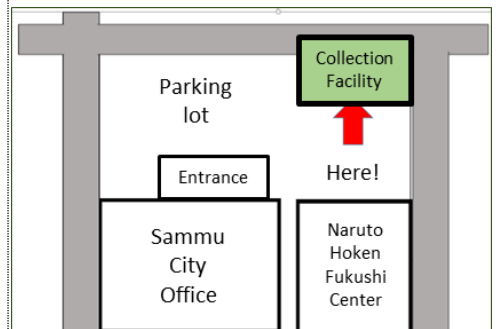


Do not bring back items in The Collection Facility ( *Recycle Sōko* ).

The following items are not allowed to be brought in.


- Beddings, Cushions, Carpets, Toys,  
Styrofoam Materials, etc.

Sammu City Hall Main Office  
Building (The Collection Facility)  
296 Tonodai, Sammu City




**( 2 ) Recyclable Waste ( *Shigen Gomi* ) ( Cans, Bottles, Plastic Bottles )**

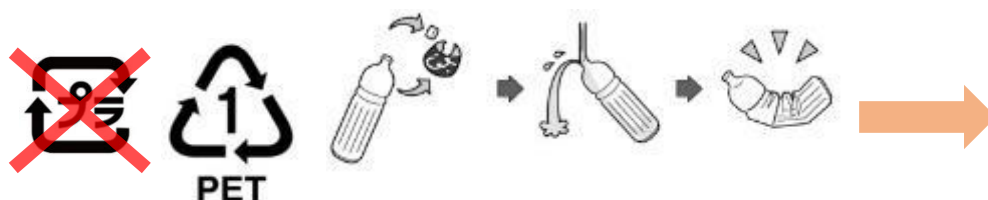
- ① **Cans** (juices, liquors, food oils, snacks, cassette cylinders, spray cans, etc.)
- Put them in the garbage bag shown in the photo on the right.
  - Use up the contents and puncture cassette cylinders and aerosol spray cans.
  - Discard contents of cans.
- Rinse the inside of the cans with water.



- ② **Bottles** (juices, liquors, condiments, foodstuffs, medicines, cooking oils, etc.)
- Put them in the garbage bag shown in the photo on the right.
  - Discard contents of bottles.
- Rinse the inside of the bottles with water.
- Take off lids.
  - Place metal lids in noncombustible garbage bags.
  - Plastic lids should be placed in burnable garbage bags.



- ③ **Plastic Bottles** (juices, liquors, seasonings, etc. )
- Put them in the garbage bag shown in the photo on the right.
  - Discard contents of plastic bottles.
- Rinse contents of the plastic bottles with water.
- Remove labels.
  - **The plastic containers for detergent, shampoo, etc. should be put in burnable garbage bags.**



### (3) Noncombustible Waste ( *Funen Gomi / Moenai Gomi* )

( Metals, Glass, Ceramics )

① **Metals** ( pots, pans, knives, small appliances, phones, hair dryers, vacuum cleaners, etc. )

- Put them in the garbage bag shown in the photo on the right.
- Items that do not fit in the bag are Bulky Waste.

For more information about how to dispose of Bulky Waste, refer to (5) Bulky Waste.

- Do not put Bulky Waste in the bag. Bulky Waste cannot be put out at Garbage Collection Points ( *Gomi Station* ).
- Do not put Home Appliances with batteries in the bag.

For more information about how to dispose of batteries, refer to (4) Hazardous Waste.



② **Glass, Ceramics** (cosmetic bottles, broken bottles, mirrors, teacups, plates, flowerpots, etc.)

- Place them in the garbage bag shown in the photo on the right.



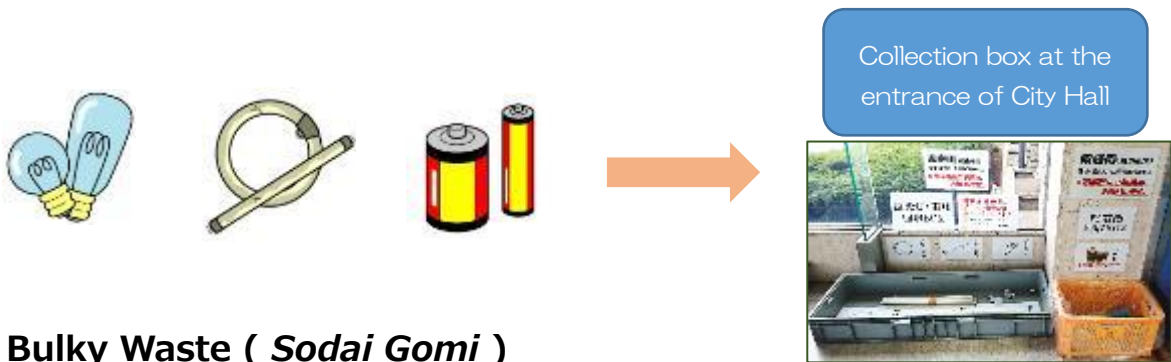
◎ The Difficult Words on page 48 ◎

※Home Appliances . . . Electrical products that are used at home. In this page, these are music players, vacuum cleaners, speakers, cameras, watches/clocks, electric kettle, etc.

#### (4) Hazardous Waste ( *Yūgai Gomi* )

( Light bulbs, Fluorescent Lamps, Batteries )


- Bring light bulbs, fluorescent bulbs, and batteries including small rechargeable batteries to the City Hall.
- There is a box at the entrance of the City Hall. Put them in there.
- Do not break bulbs and fluorescent lamps.
- Tape and cover the metal parts of small rechargeable batteries.



#### (5) Bulky Waste ( *Sodai Gomi* )

( Chests of Drawers, Tables, Sofas, Chairs, Bicycles, etc. )

- Bulky Waste is anything that will not fit in the designated garbage bags.
- It is smaller than 180cm x 120cm x 80cm in size.
- If you would like to dispose of Bulky Waste, call the following number.



【 Contact 】

- In case that a staff comes to your house to collect.  
⇒Environmental Clean Center  
( *Tōgane Shi Hoka San Shimachi Kankyō Clean Center* )  
Phone Number : 0475-50-5301  
Cost : 300 to 600 yen each
- In case that you bring Bulky Waste in by yourself  
⇒Environmental Clean Center  
( *Tōgane Shi Hoka San Shimachi Kankyō Clean Center* )  
Phone Number : 0475-55-9141  
Address: 340 Mikajiri Togane City  
Cost : 130 yen and consumption tax for 10 kg

© The Difficult Words on page 49 ©  
※Small rechargeable batteries • • • Small and lightweight batteries that can recharge and use repeatedly.

## ( 6 ) Recycled Home Appliance ( *Recycle Kaden* )

(Air conditioners, TV, Refrigerators, Freezers, Washing Machines, Dryers, PC, etc.)



- Be sure to recycle Recycled Home Appliances.
- Recycled Home Appliances cannot be put out at Garbage Collection Points ( *Gomi Station* ).
- Computers are collected for free.  
Consult with Resonet Japan Corp. Phone Number : 0570-085-800
- Please recycle air conditioners, TV, refrigerators, freezers, washing machines, and dryers by one of the following ① to ③ ways.

① Consult with the shop staff that you bought the appliance from or you are going to buy the replacement from.

② Make a request to companies that are approved of carrying gabages.  
It is not allowed to ask companies that are not approved of carrying garbage.  
Look at page 56 to get the company's phone number.  
Recycling and carrying charges are required.

③ Bring Recycled Home Appliances by yourself.

Bring Recycled Home Appliances in the following order.

- Call the Home Appliance Recycling Ticket center( *Kaden Risaikuruken Center* ) and ask recycling charges. Phone Number : 0120-319640
- Pay recycling charges and transfer charges at the Post Office.

↓  
Receive "Certificate of reception for transfer and payment( *Furikae Haraikomi Uketsuke Syōmeisho* )" and "Home Appliance Recycling Ticket( *Kaden Risaikuruken* )" at the Post Office.

- Bring Recycled Home Appliances with "Certificate of reception for transfer and payment( *Furikae Haraikomi Uketsuke Syōmeisho* )" and "Home Appliance Recycling Ticket( *Kaden Risaikuruken* )" at the following places.

Where to bring	Address	Phone Number
Ecomine Corp.	604-5 Tokura Tomisato City	0476-94-0050
NIPPON EXPRESS CO., LTD. Chibahigashi Branch office	1-8-7 Ōsaku Sakura City	043-498-0856
NANSO Transport Co., LTD. Mobara Branch office	1193-1 Yamane Nagara Town Cyōsei County	0475-30-7333

— memo —




---



---



---



---



---



---



---



---



---



---



---



---



---



---



---



---



---



---



---



---



---



---



## (7) Items not allowed to dispose of to the Garbage Collection Point ( Gomi Station )

- The following items can not be put out at Garbage Collection Points ( Gomi Station ).

Make a request to companies that are approved of carrying gabages. Look at page 56 to get the company's phone number. Ask the amount of charges to the company.

Pianos, Motorcycles, Fireproof safes, Bathtubs, Jyōkasō, Car parts, Vending machines, Sands, Soils, Stones, Concrete, Bricks, Blocks, Tires, Plaster boards, Gas cylinders, Organic solvents ( Items that have contents such as Cans of paint, Cans of oil, Cans of thinner, etc. )

Medical waste, Fire extinguisher, Waste oils, Agricultural Chemicals, Chemicals, Batteries, Construction waste materials ( Heat insulation materials, Tiles, Roofing tiles, etc. ) , Lighters ( Items that have gas in it ) , Solar powered water heaters, Hot water dispensers, Recycled Home Appliances ( Air conditioners, TV, Refrigerators, Freezers, Washing Machines, Dryers ) , PC, Items that use refrigerant gas, Mattress wrapped in cloth and with springs, etc.



◎ The Difficult Words on page 50 through 52 ◎

※Recycled Home Appliances ( *Recycle Kaden* )

- • • Electrical products that are legally prohibited from being thrown away as garbage.

You need to ask the shop staff that you bought the appliance from or you are going to buy the replacement from or the companies that are approved of carrying gabages for collecting them.

Recycling and carrying charges are required.

※Transfer charges • • • Handling charges that you need to pay when you transfer money at a bank

※Jyōkasō • • • A machine that cleans dirty water such as stools and urine. It is filled with ground.



**( 8 ) When you put out garbage**

Refer to the following table to find out the day when you put out garbage.

**Dispose of garbage by 8:00a.m. of the collection day.**

Do not dispose of garbage at the different time such as evening.

If you put out garbage at the different time ,it will cause the garbage littered and reeked of rot.

Be careful not to cause any trouble to the next house.

Those who live in “Terasaki area”, “Narutō area”, or “Matsugaya area” contact <the Environmental Conservation Section ( *Kankyō Hozen Ka* ) > at the City Hall.

Where you live ( address )	Burnable Waste < <i>Moeru Gomi</i> >	Recyclable Waste < <i>Shigen Gomi</i> >			Noncombustible Waste < <i>Moenai Gomi</i> >
		Cans	Bottles	Plastic Bottles	
	Every week	Every week	Every week	Every month	
Himeshima, Nezō ( Narutō ), Miyamae( Narutō ), Along National Route ( Sanmu Medical Center to Himeshima ) , Shinmachi( Tsube ), Motomura( Tsube ), Wada, Ichiba, Oyada, Itatsuki, Yusaka	Tuesday Friday	Monday	Thursday	First Saturday Third Saturday  < First and Third Saturday of that month >	
Shōwa( Narutō ), Heta( Narutō ), Atagodai( Narutō ), Fujimidai( Narutō ),	Wednesday Saturday	Tuesday	Friday		

Where you live ( address )	Burnable Waste < <i>Moeru Gomi</i> >	Recyclable Waste < <i>Shigen Gomi</i> >			Noncombustible Waste < <i>Moenai Gomi</i> >
		Cans	Bottles	Plastic Bottles	
	Every week	Every week	Every week	Every month	
Kamimachi( Narutō ), Shimomachi( Narutō ), Hanasakidanchi( Narutō ) , Kawasaki	Wednesday Saturday	Monday	Thursday	First Saturday Third Saturday	
Azumachō( Tsube ), Shima, Tonodai	Monday Thursday	Tuesday	Friday	< First and Third Saturday of that month >	
Nobori, Shimado, Shinjyōji, Nīnomi, Tomida, Terasaki, Hayafune, Shibahara	Wednesday Saturday	Tuesday	Friday		
Okiterasaki( Terasaki ), Kamiyokoji, Shimoyokoji, Kusabuka, Gokita, Koizumi, Tomiguchi, Tomidagōya, Sōdai, Kawashiro( Matsugaya )	Tuesday Friday	Wednesday	Monday	Second Saturday Fourth Saturday	
Shirahata, Motosuka	Monday Thursday	Friday	Tuesday	< Second and Fourth Saturday of that month >	
Kido, Komatsu, Matsugaya ( Except for Sōdai and Kawashiro ) , Inouchi	Tuesday Friday	Thursday	Wednesday		

※Recyclable Waste< *Shigen Gomi* > and Noncombustible Waste< *Moenai Gomi* > are not collected on National Holidays and from December 29 to January 3.

※Burnable Waste< *Moeru Gomi* > is not collected on from January 1 to January 3.

## ( 9 ) Garbage Collection Point ( Gomi Station )

Dispose of garbage at a Garbage Collection Point ( Gomi Station ) on the collection day. Put it in the designated garbage bag.

Illegal dumping < Dumping waste at non Garbage Collection Points ( Gomi Stations ) or not obey the rules for garbage disposal > is a crime. "Noyaki" < Burning off the fields > is also a crime. For more information about Garbage Collection Point ( Gomi Station ) , contact < the Environmental Conservation Section ( *Kankyō Hozen Ka* ) > at the City Hall.

Garbage Collectors are not allowed to take garbage bags that are not sorted by type or the garbage that are not able to be collected. Confirm the garbage that you thrown away is collected or not. Garbage Collectors put a document on garbage that are not able to be collected. The document says the reason why the garbage is not able to be collected. Check the document and dispose of the garbage again.

If you want to dispose of large amount of garbage, you can bring them to the following place. Make a reservation to the following place by phone.

Where to bring	Environmental Clean Center ( <i>Tōgane Shi Hoka San Shimachi Kankyō Clean Center</i> ) ( 340 Mikajiri Tōgane City )
Phone number	0475-55-9141
Cost	130 yen and consumption tax for 10 kg

**( 1 0 ) Companies that are approved of carrying garbage**

When carrying garbage of another person, it is necessary to get a license from Sammu City. If you don't have a license, carrying garbage of another person as a bussiness is a crime. There are illegal cases in which you make a request to non-licensed companies or person for carrying your garbage.

You can apply for collecting your garbage to licensed companies.  
Use the following table to find out the company.

Name of company	Phone Number	Regarding Household Garbage
Chibakōsan Corp.	0475-53-0430	
Matsuyamasyōji Clean Service Ltd.	0475-58-3067	
Yamahirokōsan Ltd.	0475-76-1760	○ ( Household Garbage is accepted. )
NAKAMURA SOGYO Co. LTD	0475-50-1411	○ ( Household Garbage is accepted. ) The company mainly deals with TV, Air conditioners, Refrigerators, Freezers, Washing Machines, and Dryers.
Marukō Corp.	047-443-0903	
Kankyō Bisō Corp.	0476-93-5246	
KYOWA CLEAN K.K.	043-266-1892	
Kawakamisyōji Corp.	0475-34-9595	○ ( Household Garbage is accepted. )
Igarashi Shōkai Corp.	0479-82-3586	
Shin-ei Sangyō Corp.	0479-80-7171	
Corporation clean jigyou	0475-25-8688	○ ( Household Garbage is accepted. )
Fly Leaf Corp.	0475-78-4477	○ ( Household Garbage is accepted. ) The company mainly deals with the garbage of cleaning up your house.

Those who want to dispose of company's waste can apply for collecting the waste to licensed companies. Use the table above to find out the company. It is also possible to find out the company by asking Chiba-prefecture Industrial Waste Association ( *Chibaken Sangyō Shigen Jyunkan Kyōkai* ) ( Phone Number : 043-239-9920 ) .

— memo —



---

---

---

---

---

---

---

---

---

---

Contact	Address	Phone Number
Environmental Conservation Section ( <i>Kankyō Hozen Ka</i> )	296 Tonodai Sammu City ( Counter number 16 )	0475-80-1163

< Reception Hours > Monday through Friday, 8:30 a.m. to 5:15 p.m.

※The office is closed on Saturdays, Sundays, National Holidays, and from December 29 to January 3.

For inquiries regarding Bulky Waste

Environmental Clean Center (*Tōgane Shi Hoka San Shimachi Kankyō Clean Center*)  
( 0475-55-9141 )

< Reception Hours >

Monday through Friday, 8:30 a.m. to 11:40 a.m. / 1:00 p.m. to 4:40 p.m.

Saturday: 8:30 a.m. to 11:40 a.m.

※The center is closed on Holidays, and the end and beginning of the year.

# 15 How to dispose of Household Garbage (Sanbu, Hasunuma and Matsuo areas)

If you would like to dispose of Household Garbage ( *Katei Gomi* ), buy designated garbage bags at a store in the Sanbu, Hasunuma, and Matsuo areas.

The types of garbage bags depend on the types of garbage.

Garbage Collectors are not allowed to take garbage bags that are not sorted by type.

If you would like to put out your garbage, separate it into different types as described on the next page.

Dispose of garbage at a Garbage Collection Point ( *Gomi Station* ) by 8:30 in the morning.

For more information, contact < the Environmental Conservation Section ( *Kankyō Hozen Ka* > at the City Hall.

© The Difficult Words on page 58 ©

※Household Garbage ( *Katei Gomi* ): Garbage generated at home. Dispose of it in the designated place with the designated bag after sorting the type of garbage.

※Garbage Collection Point ( *Gomi Station* ): A place near your house where to garbage is collected.  
Follow the rules when throwing away garbage.

## ( 1 ) Burnable Waste ( *Kanen Gomi* / *Moeru Gomi* )

- The following garbage can be thrown away as burnable waste < *Moeru Gomi* > .
  - Food waste ... Remove water from food waste as much as possible before disposing of it.
  - Leathers ... Bags, belts, shoes, etc.
  - Plastics ... Toys, Plastic containers for detergent or shampoo( Use up the contents ), Plastic products such as CD, etc.( Items which length are 30cm or smaller ) ※Dispose of items which length are more than 30cm as Noncombustible Waste < *Moenai Gomi* > .
  - Rubber ... Cut rubber hoses for tap water into 30cm or smaller.
  - Paper material ... Get rid of feces on disposable diapers.
  - Wood/Lumber ... Board, Stick pieces of wood, tree branches, etc.  
Cut them into diameter of 10cm or smaller and length of 30cm or smaller.
  - Styrofoam ... Make it smaller and put it in the designated garbage bags.
  - Other Items ... Items measuring 30cm or smaller size such as small cushions, plush toys, etc.  
Cut the long items such as ropes, etc. into the length of 30cm.  
Cut the large items such as blue poly tarp into the size of 30cm × 30 c m or smaller.  
※Dispose of the iteams measuring more than 30cm as Noncombustible Waste < *Moenai Gomi* > .  
Get rid of the soil on grasses.

- Put them in the garbage bag pictured on the right.



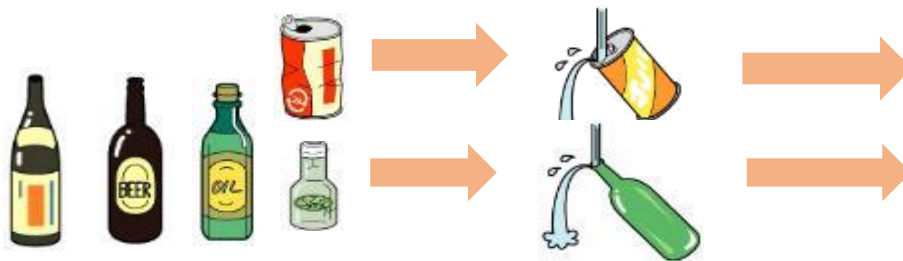
## ( 2 ) Recyclable Waste ( *Shigen Gomi* )

( Cans, Bottles, Plastic bottles, Clothes, Books, Newspapers )

**Attention!** Separate the bags for the following items ① through ⑧.  
Do not put them in the same bag.

### ① Cans and Bottles (Foods, Drinks, Medicines only)

- Put them in the garbage bag shown in the photo on the right.
- Throw away contents of cans and bottles. Wash the inside of them.
- Take off lids.
- Plastic lids should be placed in burnable garbage bags.
- Metal lids should be placed in noncombustible garbage bags.



### ② Plastic Bottles

- Put them in the garbage bag shown in the photo.
- Discard contents of plastic bottles.  
Rinse the inside of the plastic bottles with water.
- Remove lids and labels.
- Put plastic containers for detergent, shampoo, oil, etc. in the burnable garbage bag.

**Put ① to ⑧ in  
separate garbage  
bags.**



### ③ Clothes



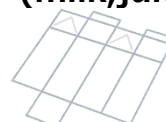
### ④ Books & Magazines



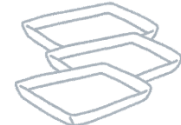
### ⑤ Newspapers



### ⑥ Cartons (milk, juice, etc.)



### ⑦ White trays



- Put them in the garbage bag shown in the photo.
- Wet items cannot be collected.
- Tie bags so they don't get wet in the rain.

### ⑧ Cardboard





★ Bring into The Collection Facilities ( *Recycle Sōko* )

The following items can be brought into The Collection Facilities ( *Recycle Sōko* ).

Bring the following items into The Collection Facilities ( *Recycle Sōko* ), which is located in the parking lot of the City Hall and Branch Offices.

Reception hours are 8:30 a.m. to 5:00 p.m. It is free of charge.

- ① Cardboards
- ② Newspapers
- ③ Books
- ④ Cartons (milk, juice, etc.)
- ⑤ Clothes



- ※ Tie ①, ②, ③, and ④ with a string.
- ※ Put ⑤ in a clear plastic bag.

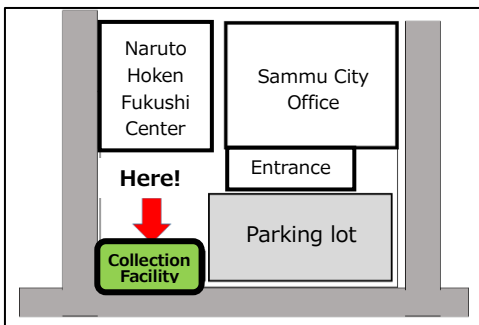


Do not bring back items in The Collection Facility ( *Recycle Sōko* ).

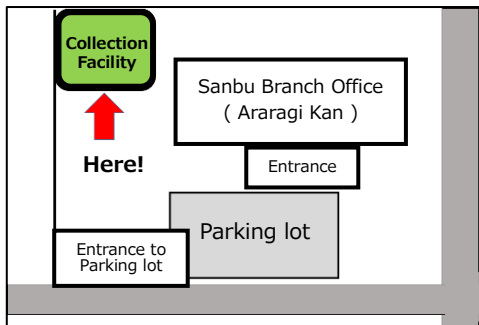
The following items are not allowed to be brought to The Collection Facilities ( *Recycle Sōko* ).

- Beddings, Blankets, Cushions, Carpets, Toys, Styrofoam Materials, etc.

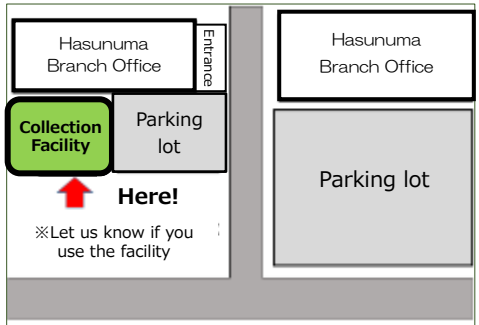
City Hall Main Office (The Collection Facility) 296 Tonodai, Sammu City



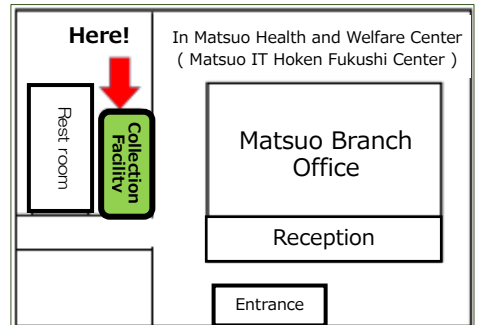
Sanbu Branch Office (The Collection Facility) 1884-1 Haniya Sammu City



Hasunuma Branch Office (The Collection Facility) Ha233 Hasunuma Sammu City



Matsuo Branch Office (The Collection Facility) 3012 Gotanda Sammu City



### (3) Noncombustible Waste ( *Funen Gomi / Moenai Gomi* )

( Glass, Ceramics, Metals, Small appliances )

**Attention !** Separate the bags for the following items ① through ③.  
Do not put them in the same bag.

① **Glass, Ceramics** ( Cups, Cosmetic Bottles, Broken Bottles, Mirrors, Rice Bowls, Plates, Flowerpots, Cups, etc. )

● Put them in the garbage bag shown in the photo on the right.

● Wrap broken items carefully and put them in the garbage bag.



② **Small appliances** ( Music players, Vacuum cleaners, Speakers, Cameras, Watches/Clocks, Electric kettles, etc. )

● Put them in the garbage bag shown in the photo on the right.

● Get rid of batteries. For more information about how to dispose of batteries, refer to (4) Hazardous Waste.



① **Glass, Ceramics**

② **Small appliances**

③ **Metals · Other Items**

Put them  
in  
separate  
bags.

③ **Metals · Other Items**

( Pots, Umbrella frames, Cans of canned food, Cassette cylinders, Spray cans, Power cables, Plastic containers for kerosene, Blankets, Beddings, etc. )

● Put them in the garbage bag shown in the photo on the right.

● Bulky waste is anything that does not fit in the designated garbage bags.

For more information about how to dispose of batteries, refer to (4) Hazardous Waste.



- You can not dispose of Bulky waste at the Garbage Collection Point( Gomi Station ) .
- For more information about how to throw away contents of the canned food, refer to (1) burnable waste.
- Use up the contents of cassette cylinders and aerosol spray cans. Do not puncture them.
- Air conditioners, TV, Refrigerators, Freezers, Washing Machines, Dryers and PC are Recycled Home Appliances. Recycled Home Appliances can not be put out at Garbage Collection Points ( *Gomi Station* ). For more information about how to throw away Recycled Home Appliances, refer to (6) Recycled Home Appliances.

#### (4) Hazardous Waste ( *Yūgai Gomi* )

( Dry cell batteries, Small rechargeable batteries, Light Bulbs, Fluorescent Lamps, Mercury Thermometers, Needles, Knives, Shaving Blades, etc. )

- Put them in the garbage bag shown in the photo on the right.
- Wrap knives and shaver blades in paper.  
After wrapping them, write "Danger" on them.
- Do not break bulbs and fluorescent lamps.



◎The Difficult Words on page 63◎

※Small rechargeable batteries . . . Small and lightweight batteries that can be recharged and used repeatedly.

## ( 5 ) Bulky Waste ( *Sodai Gomi* )

- Bulky waste is anything that does not fit in the designated garbage bags.
- It is smaller than 180cm x 120cm x 80cm in size.
- When you would like to dispose of bulky waste, call the following numbers.

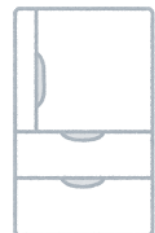



### 【 Contact 】

- In case that a staff comes to your house to collect.  
⇒ Sanmugunshi Environmental Sanitation Association  
( *Sanmugunshi Kankyō Eisei Kumiai* )  
Phone Number : 0479-86-3516  
Cost : : 200 yen each
- In case that you bring Bulky Waste in by yourself  
⇒ Sanmugunshi Environmental Sanitation Association  
( *Sanmugunshi Kankyō Eisei Kumiai* )  
Phone Number : 0479-86-3516  
Cost : 100 yen per 10kg  
Address : 1149-1 Kannō Matsuomachi Sammu City

## ( 6 ) Recycled Home Appliances ( *Recycle Kaden* )

( Air conditioners, televisions, refrigerators, freezers, washing machines, dryers, PC, etc. )



- Be sure to recycle Recycled Home Appliances( *Recycle Kaden* ).
- Recycled Home Appliances( *Recycle Kaden* ) cannot be brought to Garbage Collection Points ( *Gomi Station* ).
- Computers are collected for free.

Consult with Resonet Japan Corp. Phone Number : 0570-085-800

● Please recycle air conditioners, TVs, refrigerators, freezers, washing machines, and dryers by one of the following ① to ③ ways.

- ① Consult with the shop staff that you bought the appliance from or you are going to buy the replacement from.
- ② Make a request to companies that are approved for carrying garbage. You are not allowed to ask companies that are not approved for carrying garbage. Look at pages 69 and 70 to get the company's phone number. Recycling and carrying charges are required.

③ Bring Recycled Home Appliances in by yourself.

Bring Recycled Home Appliances in the following order.

- Call the Home Appliance Recycling Ticket center( *Kaden Risaikuruken* ↓ *Center* ) and ask recycling charges. Phone Number : 0120-319640
- Pay recycling charges and transfer charges at the Post Office.  
Receive "Certificate of reception for transfer and payment( *Furikae* ↓ *Haraikomi Uketsuke Shōmeisho* ) " and "Home Appliance Recycling Ticket( *Kaden Risaikuruken* )" at the Post Office.
- Bring Recycled Home Appliances with "Certificate of reception for transfer and payment( *Furikae Haraikomi Uketsuke Shōmeisho* ) " and "Home Appliance Recycling Ticket( *Kaden Risaikuruken* )" to the following places.

Where to bring	Address	Phone Number
Ecomine Corp.	604-5 Tokura Tomisato City	0476-94-0050
NIPPON EXPRESS CO., LTD. Chibahigashi Branch office	1-8-7 Ōsaku Sakura City	043-498-0856
NANSO Transport Co., LTD. Mobara Branch office	1193-1 Yamane Nagara Town Cyōsei County	0475-30-7333

◎ The Difficult Words on pages 64 and 65 ◎

※Recycled Home Appliances ( *Recycle Kaden* )

- • • Electrical products that are legally prohibited from being thrown away as garbage.

You need to ask the shop staff that you bought the appliance from or you are going to buy the replacement from or the companies that are approved for carrying garbage to collect them. Recycling and carrying charges are required.

※Transfer charges • • • Handling charges that you need to pay when you transfer money at a bank

## (7) Items you are not allowed to dispose of to the Garbage Collection Point ( Gomi Station )

- The following items cannot be put out at Garbage Collection Points ( Gomi Station ).

Make a request to companies that are approved for carrying garbage. Look at pages 69 and 70 to get the company's phone number. Ask the amount of charges to the company.

Agricultural Materials ( Agricultural vinyls, Large agricultural machinery, Agricultural chemicals, Containers for agricultural chemicals, Containers for chemicals ) , Gas cylinders, Car parts, Oil, Batteries, Tires, Ashes, Fire extinguishers, Large electrical products for industrial use, Painting materials, Syringes, Hypodermic needles, Pianos, Construction waste materials, Bricks, Roofing tiles, Concrete, Gasoline, Diesel fuel, Kerosene, Motorcycles with an engine larger than 50cc, Soil, Stones, etc.



## (8) When you put out garbage

Refer to the following table to find out the day when you put out garbage.

**Dispose of garbage by 8:30a.m. on the collection day.**

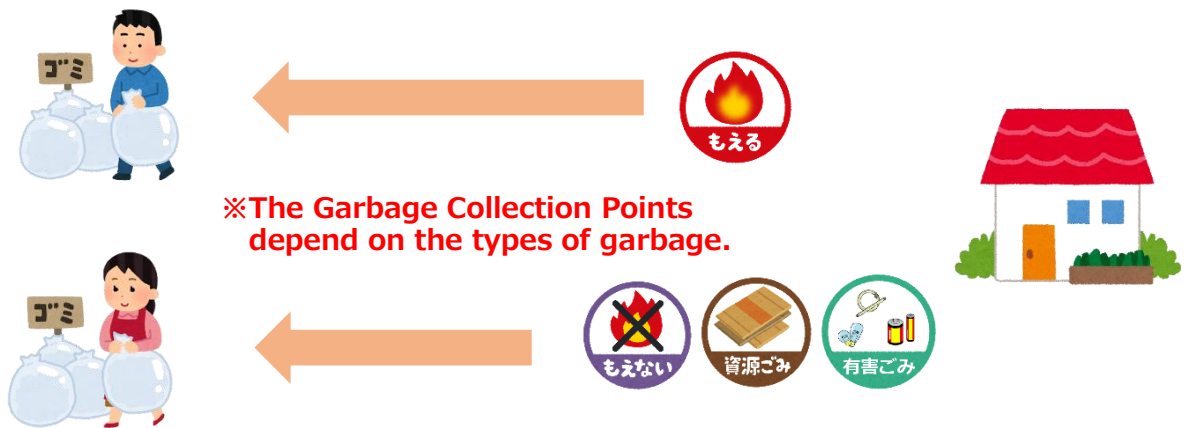
Do not dispose of garbage at different times such as the evening. If you put out garbage at different times, it will cause the garbage littered and reeked of rot.

Where you live	(1) Burnable Waste < <i>Moeru Gomi</i> >	(2) Recyclable Waste < <i>Shigen Gomi</i> >	(3) Noncombustible Waste < <i>Moenai Gomi</i> >	(4) Hazardous Waste < <i>Yūgai Gomi</i> >
	Every week	Every month		
Sanbu area	Wednesday Saturday	First Monday Third Monday	< First Monday of that month > < Third Monday of that month >	
Matsuo area	Tuesday Friday	Second Monday Fourth Monday	< Second Monday of that month > < Fourth Monday of that month >	
Hasunuma area	Monday Thursday	Second Monday Fourth Monday	< Second Monday of that month > < Fourth Monday of that month >	

## (9) Garbage Collection Point ( Gomi Station )

Dispose of garbage at a Garbage Collection Point ( Gomi Station ) on the collection day. Put it in the designated garbage bag.

There are many cases in which the Garbage Collection Points ( Gomi Station ) for (1) Burnable Waste< *Moeru Gomi* >, (2) Recyclable Waste< *Shigen Gomi* >, (3) Noncombustible Waste< *Moenai Gomi* >, and (4) Hazardous Waste< *Yūgai Gomi* > are different.



Illegal dumping < Dumping waste at non Garbage Collection Points ( Gomi Stations ) , or not obeying the rules for garbage disposal > is a crime. “Noyaki” < Burning off the fields > is also a crime. For more information about Garbage Collection Points ( Gomi Stations ) , contact < the Environmental Conservation Section ( *Kankyō Hozen Ka* ) > at the City Hall.

Garbage Collectors are not allowed to take garbage bags that are not sorted by type or garbage that is not able to be collected. Confirm the garbage that you thrown away is collected or not. Garbage Collectors will put a document on garbage that is not able to be collected. The document states the reason why the garbage is not able to be collected. Check the document and dispose of the garbage again.

If you want to dispose of a large amount of garbage at the same time, you can bring them to the following place. Make a reservation with the following place by phone.

Where to bring	Sanmugunshi Environmental Sanitation Association ( <i>Sanmugunshi Kankyō Eisei Kumiai</i> ) ( 1149–1 Kannō Matsuomachi Sammu City )
Phone number	0479-86-3516
Cost	100 yen per 1kg



## ( 1 0 ) Companies that are approved of carrying garbage

When carrying garbage of another person, it is necessary to get a license from Sanmugunshi Environmental Sanitation Association ( *Sanmugunshi Kankyō Eisei Kumiai* ).

If you don't have a license, carrying garbage of another person is a crime.

There are illegal cases in which you make a request to non-licensed companies or person for carrying your garbage.

You can apply for collecting your garbage to licensed companies.

Use the following table to find out the company.

Name of company	Phone Number	Regarding Household Garbage
Shinkō Sangyō	0479-77-1267	○ ( Household Garbage is accepted. ) The company also deals with TV, Air conditioners, Refrigerators, Freezers, Washing Machines, and Dryers.
Kyōdō Recycle Corp.	0479-78-1560	
Gendai Kōgyō Corp.	0479-74-7887	○ ( Household Garbage is accepted. ) The company also deals with TV, Air conditioners, Refrigerators, Freezers, Washing Machines, and Dryers.
Sanbu Clean Service Ltd.	0479-86-5459	
Takeuchi Shōten	0479-86-4532	○ ( Household Garbage is accepted. )
Itō Unyu Ltd.	0479-86-2180	
Itō Sōken Corp.	0479-84-0726	○ ( Household Garbage is accepted. )
Shin-ei Sangyō Corp.	0479-80-7171	
Igarashi Shōkai Corp.	0479-84-1119	

Name of company	Phone Number	Regarding Household Garbage
Earth Clean Service Ltd.	0479-63-7387	○ ( Household Garbage is accepted. )
Ishibashi Kōgyō Ltd.	0475-86-3334	○ ( Household Garbage is accepted. )

Those who want to dispose of company's waste can apply for collecting the waste to licensed companies.

Use the table on pages 69 through 70 to find a company.

It is also possible to find out the company by asking Chiba-prefecture Industrial Waste Association ( *Chibaken Sangyō Shigen Jyunkan Kyōkai* ) ( Phone Number : 043-239-9920 ) .



Contact	Address	Phone Number
Environmental Conservation Section ( <i>Kankyō Hozen Ka</i> )	296 Tonodai Sammu City ( Counter number 16 )	0475-80-1163

< Reception Hours > Monday through Friday 8:30 a.m. to 5:15 p.m.

※The office is closed on Saturdays, Sundays, National Holidays, and from December 29 to January 3.

For inquiries regarding Bulky Waste

Sanmugunshi Environmental Sanitation Association ( *Sanmugunshi Kankyō Eisei Kumiai* )  
( 0479-86-3516 )

< Reception Hours >

Monday through Friday, 9:00 a.m. to 11:00 a.m. / 1:00 p.m. to 4:00 p.m.

Second Saturday of the month from 9:00 a.m. to 11:00 a.m.

※Closed on Sundays, National Holidays, and from December 29th to January 3rd of the following year.

# 16

## What pregnant women and people who have given birth to children do


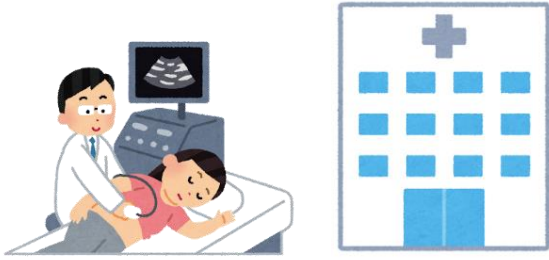








If you are pregnant or have given birth, do what it says on the next page at the City Hall and clinics or hospitals. Think about the health of you and your child first.





Consult with < the Health Support Section ( *Kenkō Shien Ka* ) > at the City Hall about anything.



- After you have a child, consult with them in the following order.

When	Where	What to do?	
<p>When you are pregnant</p> 	<p>Clinics or Hospitals</p>	<ul style="list-style-type: none"> <li>• When you have a child, see a doctor with the <u>Obstetrics and Gynecology Department ( San Fujin Ka )</u> to have your mother's health checked.</li> </ul> 	<p> P.74 ~ P.75</p>
	<p>City Hall Health Support Section ( Kenkō Shien Ka )</p>	<ul style="list-style-type: none"> <li>• After seeing the doctor, go to the City Hall &lt;the Health Support Section ( Kenkō Shien Ka ) &gt; Submit a <u>“Pregnancy Report ( Ninshin-Todoke )”</u>.</li> <li>• Pick up a <u>“Maternal and Child Health Handbook ( Boshi Techō )”</u>.</li> <li>• If you <u>have an address</u> in Sammu City, receive a <u>“Pregnancy and Infant General Health Examination Checkup Form ( Ninpu / Nyūji Ippan Kenkō Shinsa Jushin Hyō ) ”</u></li> </ul> 	

<p>When you gave birth</p> <p>( As soon as a child is born. )</p>	<p>City Hall Health Support Section ( <i>Kenkō Shien Ka</i> )</p>	<p>Submit a "<u><b>Baby Visit Notice /Birth Notice (Akachan Hōmon Renraku Hyō / Shusshō Tsūchi Sho)</b></u>".</p>	
	<p>City Hall National health insurance &amp; pension section ( <i>Kokuho Nenkin Ka</i> )</p>	<ul style="list-style-type: none"> <li>• In case that you are covered by company insurance, consult with your company staff.</li> <li>• Enroll your child in the "<u><b>National Health Insurance (Kokumin Kenkō Hoken)</b></u>".</li> </ul> 	<p> P.29 ~ P.32</p>
<p>No later than 14 days after your child's birth.</p>	<p>City Hall Citizen Section ( <i>Shimin Ka</i> )</p>	<ul style="list-style-type: none"> <li>• Submit a "<u><b>Birth Registration Form (Shusshō Todoke)</b></u>".</li> </ul>	
<p>By the 15th day after your child's birth.</p>	<p>City Hall Child Rearing Support Section ( <i>Kosodate Shien Ka</i> )</p>	<ul style="list-style-type: none"> <li>• Apply for a "<u><b>Child Allowance (Jidō Teate)</b></u>".</li> </ul>	<p> P.84 ~ P.85</p>
<p>Within 30 days of your child's birth.</p>		<ul style="list-style-type: none"> <li>• After you have enrolled your child in health insurance, apply for a "<u><b>Child Medical Expense Subsidy ( Kodomo Iryōhi Josei )</b></u>".</li> </ul>	

<p>After 60 days of your child's birth.</p>	<p>Clinics or Hospitals</p>	<ul style="list-style-type: none"> <li>• Get "<b>vaccinations</b>" (<i>Yobō Sesshu</i>)</li> <li>• Consult with City Hall &lt; the Health Support Section ( <i>Kenkō Shien Ka</i> ) &gt; before getting vaccinated.</li> </ul> 	<p> P.81 ~ P.83</p>
<p>After 90 days of your child's birth.</p>	<p>City Hall Health Center (<i>Hoken Center</i>)</p>	<ul style="list-style-type: none"> <li>• Take an "<b>Infant Health Examination</b> ( <i>Nyūyōji Kenkō Shinsa</i> )".</li> <li>• Consult with &lt; the Health Support Section ( <i>Kenkō Shien Ka</i> ) &gt;.</li> </ul> 	<p> P.79</p>

## What to do after you are pregnant

### ( 1 ) See a doctor.

After you are pregnant, see a doctor.



### ( 2 ) Come to < the Health Support Section ( *Kenkō Shien Ka* ) > at the City Hall.

After seeing the doctor, go to the City Hall < the Health Support Section ( *Kenkō Shien Ka* ) > and do the following

- ① Fill out a "**Pregnancy Report Form ( *Ninshin Todoke* )**".
- ② Receive a "**Maternal and Child Health Handbook ( *Boshi Kenkō Techō* )**" and a "**Baby Visit Notice / Birth Notice ( *Akachan Hōmon Renraku Hyō / Shusshō Tsūchi Sho* )**".

- ③ If you have an address in Sammu City, receive a "General Health Examination for Pregnant Women and Infants form ( *Ninpu/Nyūji Ippan Kenkō Shinsa Jushin Hyō* )".

● the Maternal and Child Health Handbook ( *Boshi Kenkō Techō* )

This is a very important item. Take it with you when you see a doctor.




< Bring the following to the City Hall >

- ① Resident Card ( *Zairyū Card* ) or Special Permanent Resident Certificate ( *Tokubetsu Eijūsha Shōmei Sho* )
- ② Insurance Card (National Health Insurance Card or Social Insurance Card)
- ③ Passport

Contact

● Happiness ( *Hapinesu* ) ●

【Sammu City Child-rearing Generation Comprehensive Support Center ( *Sammu Shi Kosodate Sedai Hōkatsu Shien Center* )】      **0475-80-1381**



© The Difficult Words on pages 72 through 75 ©

※Obstetrics and Gynecology Department (*San Fujin Ka*): A clinic that examines the health of a baby and where you give birth.

※Pregnancy Notification (*Ninshin Todoke*): A notification to be submitted to the City Hall after finding out that you are pregnant.

※Maternal and Child Health Handbook (*Boshi Kenkō Techō*): This book is given to you when you submit a Pregnancy Notification (*Ninshin Todoke*). You will use it until your child is born and grows up.

※General Health Examination Form for Pregnant Women and Infants (*Ninpu/Nyūji Ippan Kenkō Shinsa Jushin Hyō*): This is a form to submit when seeing a doctor after having a child. It will save you money.

※Baby Visit Contact Form (*Akachan Hōmon Renraku Hyō*): A form that comes with the Maternal and Child Health Handbook

※Birth Notification (*Shusshō Todoke*): A document to be reported to the City Hall when a child is born.

※Child Allowance (*Jidō Teate*): Money given to children until they are 15 years old. This is money to raise children in good health. Refer to page 84.

※Child Medical Expense Subsidy (*Kodomo Iryō Josei Hi*): A system that allows children to pay no medical expenses until they are 15 years old. Refer to pages 63 to 65.

※Vaccinations (*Yobō Sesshu*): Injections to prevent children from getting sick. It is determined by law.

※Infant Health Checkup (*Nyūyōji Kenkō Shinsa*): Checking the health of a newborn child at clinics or health centers.

※Health and Welfare Centers (*Hoken Center*): There are two health and welfare centers, “the Naruto Health and Welfare Center (*Naruto Hoken Fukushi Center*)” and “the Matsuo IT Health and Welfare Center (*Matsuo IT Hoken Fukushi Center*)”.

※You have an address in Sammu City (*Jusho ga Aru Hito*): Those have reported to the City Hall that they have moved in (*Tennyū*) (live in Sammu City).



## When you give birth



### (What to do as soon as a child is born)

---



#### (1) Come to City Hall.

After your child is born, do the following at the City Hall.

- ① Submit a form called "**Baby Visit Contact Form / Birth Certificate (Akachan Hōmon Renraku Hyō / Shusshō Tsūchi Sho)**" ( It will be given together with the Maternal and Child Health Handbook (*Boshi Kenkō Techō*). )
- ② Go to < the National Health Insurance and Pension Section ( *Kokuho Nenkin Ka* ) > and enroll your child in the "**National Health Insurance program (Kokumin Kenkō Hoken)**".

( page 29 )

- ③ Apply for a "**Child Allowance (Jidō Teate)**" at < the Child Rearing Support Section ( *Kosodate Shien Ka* ) >.

( page 84 )

- ④ Apply for a "**Child Medical Expense Subsidy (Kodomo Iryōhi Josei)**" at < the Child Care Support Section ( *Kosodate Shien Ka* ) >.

( pages 84 and 85 )

#### ● A public health nurse see a person who has just had a child.

A midwife (*Josan Shi*) or public health nurse (*Hoken Shi*) will see a person who has had a baby to check on the child.

They check the size of the child.

They find out if the mother and child are living in good health.

Ask for an advice on childcare.

It is free of charge.



— memo —

---

---

---

---

---

---

---

---

---

---

---

---

---

---

---

---

◎ The Difficult Words on page 77 ◎

※Midwife (*Josanshi*): A person who consult about a baby.

※Public Health Nurse (*Hokenshi*): A person to whom consult about your physical health.

Contact	Address	Phone Number
Health Support Section "Happiness( <i>Hapinesu</i> )" 【 Sammu City Child-rearing Generation Comprehensive Support Center ( <i>Sammu City Kosodate Sedai Hōkatsu Shien Center</i> ) 】	296 Tonodai Sammu City	☎0475-80-1381

< Reception Hours > Monday through Friday 8:30 a.m. to 5:00 p.m.

※The office is closed on Saturdays, Sundays, National Holidays, and from December 29 to January 3.



## Have a health checkup to your child

Take a health checkup to your child ( Infant Health Checkup (Nyūyōji Kenkō Shinsa) ).

It is free. Consult with us about your child.

- Take the three health examinations in the following order.



When	Where	What to do
<p><u>Infant Health Checkup ( Nyūji Kenkō Shinsa )</u></p> <p>When your child is 3 to 4 months old.</p>	<p>Sammu Medical Center (Sammu Iryō Center)</p>	<ul style="list-style-type: none"> <li>• A <u>doctor ( Ishi )</u> will examine your child's health.</li> <li>• They check the size of your child's body.</li> <li>• Talk with a public health nurse (<i>Hoken Shi</i>) about your concerns.</li> <li>• Talk with a <u>nutritionist (Eiyō Shi)</u> about your child's <u>diet ( Shokuji )</u>.</li> <li>• Talk with a <u>dental hygienist (Shika Eisei Shi)</u> about your child's teeth.</li> <li>• You will get a picture book.</li> </ul>
<p>Health checkup for children 1 year and 6 months old (<i>Issai Rokkagetsu Kenshin</i>)</p> <p>When your child is 1 year and 6 months old to 2 years old</p>	<p>Health Center (<i>Hoken Center</i>)</p>	<ul style="list-style-type: none"> <li>• A <u>doctor ( Ishi )</u> will examine your child's health.</li> </ul> <p>(↪ Only the Health checkup for children 1 year and 6 months old)</p> <ul style="list-style-type: none"> <li>• A <u>dentist ( Shika Ishi )</u> will examine your child's dental health.</li> <li>• They check the size of your child's body.</li> <li>• Talk with a public health nurse (<i>Hoken Shi</i>) about your concerns.</li> <li>• Talk with a <u>nutritionist (Eiyō Shi)</u> about your child's <u>diet ( Shokuji )</u>.</li> <li>• Talk with a dental hygienist (<i>Shika Eisei Shi</i>) about your child's teeth.</li> </ul>
<p>Dental Health checkup for children 2 years and 6 months old (<i>Nisai Rokkagetsu Shika Kenkou Shinsa</i>)</p> <p>When your child is 2 years and 6 months old to 3 years old.</p>		

<p>Health checkup for 3-year-old children ( <i>Sansaiji Kenkō Shinsa</i> )</p> <p>When your child is 3 years and 6 months to 4 years old.</p>	<p>Health Center (<i>Hoken Center</i>)</p>	<ul style="list-style-type: none"> <li>• A <u>doctor</u> ( <i>Ishi</i> ) will examine your child's health.</li> <li>• A <u>dentist</u> ( <i>Shika Ishi</i> ) will examine your child's dental health.</li> <li>• They check the size of your child's body.</li> <li>• Test your child's urine.</li> <li>• Test your child's eyesight.</li> <li>• Test your child's hearing.</li> <li>• Talk with a public health nurse (<i>Hoken Shi</i>) about your concerns.</li> <li>• Talk with a <u>nutritionist</u> (<i>Eiyōshi</i>) about your child's <u>diet</u> ( <i>Shokuji</i> ).</li> <li>• Talk with a dental hygienist (<i>Shika Eiseishi</i>) about your child's teeth.</li> </ul>
---	--	--

## Get your children vaccinated.

---

In order to prevent your child from getting sick, get vaccinated ( *Yobō Sesshu* ).

There is no cost.

There are many different types of vaccinations ( *Yobō Sesshu* ).

If you have a child, consult with <the Health Support Section ( *Kenkō Shien Ka* ) > of the City Hall before seeing a doctor.



< Bring the followings >

- ① The Maternal and Child Health Handbook ( *Boshi Techō* )
- ② Proof of previous vaccinations ( *Yobō Sesshu* ).

Get a form for free vaccinations by consulting with < the Health Support Section ( *Kenkō Shien Ka* ) > and also get one when your child is born. The form will be used by a doctor. (It is called a Preliminary Examination Form ( *Yoshin Hyō* ).)

◎ The Difficult Words on pages 79 and 80. ◎

※Infant Health Checkup ( *Nyūyōji Kenkō Shinsa* ): A checkup of the health of a newborn child at a hospital or health center. There are three types of health checkups: infant health checkup ( *Nyūji Kenkō Shinsa* ), one-year and six-month health checkup( *Issai Rokkagetsu Kenkō Shinsa* ), and three-year health checkup ( *Sansaiji Kenkō Shinsa* ).

※Doctor ( *Ishi* ): A person who works in a clinic or hospital. A person who cures diseases and injuries.

※Nutritionist ( *Eiyōshi* ): A person who advise on diet.

※Dental Hygienist ( *Shika Eiseishi* ): A person to whom you consult about a dental health.

※Dentist ( *Shika Ishi* ): A person who fix a cavity.

※Diet ( *Shokuji* ): Food

## Types of vaccinations for children and when they get them

When	Types	How many times
2 months after birth.	Rotavirus ( <i>Rota</i> ) Hib ( <i>Hibu</i> ) Streptococcus pneumoniae ( <i>Haien Kyūkin</i> ) Hepatitis B ( <i>Bīgata Haien</i> )	1st time 1st time 1st time 1st time
3 months after birth.	Rotavirus ( <i>Rota</i> ) Hib ( <i>Hibu</i> ) Streptococcus pneumoniae ( <i>Haien Kyūkin</i> ) Hepatitis B ( <i>Bīgata Haien</i> ) DPT-IPV ( <i>Yonshu Kongō</i> )	2nd time 2nd time 2nd time 2nd time 1st time
4 months after birth.	Rotavirus ( In case of Rotatec ) Hib ( <i>Hibu</i> ) Streptococcus pneumoniae ( <i>Haien Kyūkin</i> ) DPT-IPV ( <i>Yonshu Kongō</i> )	3rd time 3rd time 3rd time 2nd time
5 months after birth.	BCG DPT-IPV ( <i>Yonshu Kongō</i> )	3rd time
6 to 11 months after birth	Japanese encephalitis ( <i>Nihon Nōen</i> ) Hepatitis B ( <i>Bīgata Haien</i> )	1st time, 2nd time 3rd time
At the age of one	MR Stage 1 Chicken Pox ( <i>Suitō</i> ) Hib ( <i>Hibu</i> ) Streptococcus pneumoniae ( <i>Haien Kyūkin</i> )	MR's 1st time 1st time 4th time 4th time
At the age of one and a half	DPT-IPV ( <i>Yonshu Kongō</i> ) Chicken Pox ( <i>Suitō</i> ) Japanese encephalitis ( <i>Nihon Nōen</i> )	4th time 2nd time 3rd time
The year before starting elementary school	MR Stage 2	MR's 2nd time

## Types of vaccinations for children and when they get them

When	Types	How many times
By turning 7 years and 6 months old.	Japanese encephalitis ( <i>Nihon Nōen</i> ) and DPT-IPV ( <i>Yonshu Kongō</i> ) that you have not yet received.	
Between the ages of 9 and 12.	Japanese encephalitis stage 2 ( <i>Nihon Nōen</i> )	Japanese encephalitis's 4th time
Between the ages of 11 and 12.	DT ( <i>Nishu Kongō</i> )	
Between the ages of 12 and 15.	Cervical Cancer ( <i>Shikyū Kei Gan</i> )	3 times

\* Call a clinic or hospital to sign up.

Take the Maternal and Child Health Handbook ( *Boshi Kenkō Techō* ) and a Preliminary Medical Checkup Sheet ( *Yoshin Hyō* ) (a form to receive free vaccinations) with you.

If there is a delay or you are not sure when your child get vaccinated, consult with < the Health Support Section ( *Kenkō Shien Ka* ) >

— memo —



Contact	Address	Phone Number
Health Support Section ( <i>Kenko Shien Ka</i> )	296 Tonodai Sammu City	☎0475-80-1172

< Reception Hours > Monday through Friday 8:30 a.m. to 5:00 p.m.

※The office is closed on Saturdays, Sundays, National Holidays, and from December 29 to January 3.



There is an allowance for raising children and systems that provide free medical treatment when you take your child to see a doctor. For more information, contact < the Child Rearing Support Section ( *Kosodate Shien Ka* ) > of the City Hall.

### ( 1 ) Child Allowance ( *Jidō Teate* )

This is an allowance for children up to the age of 15 (by the time they graduate from a junior high school).

Apply for it at < the Child Rearing Support Section ( *Kosodate Shien Ka* ) > of the City Hall.

< Bring the followings >

- ① Passbook ( *Tsūchō* )
- ② Individual Number Card ( *Kojin Bangō Card* / *My Number Card* )



### ( 2 ) Child Medical Expense Subsidy ( *Kodomo Iryōhi Josei* ) ( Free medical expenses )

This is a system that allows children to receive free medical care until they are 15 years old ( by the time they graduate from junior high school ).

First, enroll your child in health insurance ( *Kenkō Hoken* ).

After that, apply at <the Child Care Support Section ( *Kosodate Shien Ka* )> of the City Hall.



< Bring the followings >

- ① Seal ( *Inkan / Hanko* )
- ② Child's Health Insurance Card ( *Kenkō Hokenshō / Hoken Card* )
- ③ Individual Number Card ( *Kojin Bangō Card / My Number Card* ) for the guardian and child.
- ④ Medical Expenses Receipt
- ⑤ Passbook ( *Tsūchō* )



### **( 3 ) Medical expenses for high school students ( *Kōkōsei Tō Iryō Hi* ) ( Return of medical expenses )**

This system subsidizes the medical expenses of high school students and others (students between the ages of 16 and 18) to reduce the financial burden on their guardians.

Apply at <the Child Rearing Support Section ( *Kosodate Shien Ka* ) > of the City Hall.

You can get a refund of the medical expense.

< Bring the followings >

- ① Seal ( *Inkan / Hanko* )
- ② Child's Health Insurance Card ( *Kenkō Hokenshō / Hoken Card* )
- ③ Individual Number Card ( *Kojin Bangō Card / My Number Card* ) for the guardian and child
- ④ Something that shows that your child is in school. < Student ID ( *Gakusei Sho* )  
>
- ⑤ Medical Expenses Receipt
- ⑥ Passbook ( *Tsūchō* )



---

---

---

---

---

---

---

---

---

---

---

---

---

◎ The Difficult Words on pages 84 and 85 ◎

※Health Insurance Card ( *Kenkō Hoken Shō / Hoken Card*): Refer to pages 29 to 32.

※Individual Number Card ( *Kojin Bangō Card / My Number Card*): A card with your own 12 numbers on it.

※Health Insurance ( *Kenkō Hoken*): Refer to pages 29 to 32.

※Student ID ( *Gakusei Sho*): A document or card that says you are a student at a school. Students receive this at school.

Contact	Address	Phone Number
Child Rearing Support Section ( <i>Kosodate Shien Ka</i> )	296 Tonodai Sammu City ( Counter number 10 )	☎0475-80-2631

< Reception Hours > Monday through Friday 8:30 a.m. to 5:00 p.m.

※The office is closed on Saturdays, Sundays, National Holidays, and from December 29 to January 3.

# 18

## Raising Children ②



There are places to take care of children until they enter elementary school ( *Shō Gakkō* ).

The places to leave your child depend on the age of the child and whether you are working or not.

For more information, contact < the Child Rearing Support Section ( *Kosodate Shien Ka* ) > at the City Hall.

< Education in Japan >

age	Until 6 years	7 8 9 10 11 12	13 14 15	16 17 18	19 20 21 22
School	Certified Child Center/ Preschool/ Nursery School	Elementary School ( 6 years )	Junior High School ( 3 years )	High School	University
		After-school care center			



### ( 1 ) Preschool ( *Yōchi En* ) /

#### Certified Child Center for all children ( *Kodomo En Tanji Bu* )

Children who are three years old enter them until they enter elementary school. Anyone who turns three years old are able to enter them.

If you apply by December 10 of the previous year, you are able to start in April of the following year. For more information, contact < the Child Care Support Section ( *Kosodate Shien Ka* ) > at the City Hall.



**( 2 ) Nursery school ( *Hoiku En* ) /**

**Certified Child Center for children whose guardian is working or sick ( *Kodomo En Chōji Bu* )**

Children are able to enter them while their guardians are working or sick.

The number of people who enter them is limited.

If you sign up by December 10 of the previous year, you will start in April of the following year. Babies are probably available. Ask < the Child Care Support Section ( *Kosodate Shien Ka* ) > at the City Hall for more information.



**( 3 ) After-School Care Center ( *Gakudō Club* ) ( Children are able to enter it when they reach elementary school age. )**

It is a service for elementary school students that their guardians leave their children after school when the guardians are working. For more information, ask < the Child Education Section ( *Kodomo Kyōiku Ka* ) > at the City Hall.



---

---

---

---

---

---

---

---

---

---

---

---

Contact about Preschool ( <i>Yōchi En</i> ), Nursery school ( <i>Hoiiku En</i> ), Certified Child Center ( <i>Kodomo En</i> )	Address	Phone Number
Child Care Support Section ( <i>Kosodate Shien Ka</i> )	296 Tonodai Sammu City ( Counter number 10 )	☎0475-80-2632

< Reception Hours > Monday through Friday 8:30 a.m. to 5:00 p.m.

※The office is closed on Saturdays, Sundays, National Holidays, and from December 29 to January 3.

Contact about After-School Care Center ( <i>Gakudō Club</i> )	Address	Phone Number
Child Education Section ( <i>Kodomo Kyōiku Ka</i> )	279-1 Tonodai Sammu City	☎0475-80-1455

< Reception Hours > Monday through Friday 8:30 a.m. to 5:15 p.m.

※The office is closed on Saturdays, Sundays, National Holidays, and from December 29 to January 3.

# 19

## When your child enters elementary and junior high school



In Japan, children go to school from April when they are 6 years old until March when they are 15 years old. Students attend elementary school ( *Shō Gakkō* ) for six years and junior high school ( *Chū Gakkō* ) for three years. There is no charge to take classes ( *Jugyō* ).

For more information on elementary and junior high schools in Sammu City, contact < the Child Education Section ( *Kodomo Kyōiku Ka* ) > at the City Hall.



< Education in Japan >

age	Until 6 years	7 8 9 10 11 12	13 14 15	16 17 18	19 20 21 22
School	Certified Child Center/ Preschool / Nursery School	Elementary School ( 6 years )	Junior High School ( 3 years )	High School	University

### ( 1 ) School Transfer

If you have children who attended elementary or junior high school before coming to Japan, consult with < the Child Education Section ( *Kodomo Kyōiku Ka* ) > of the City Hall. After that, you will receive a "Letter of Transfer" ( *Hennyūgaku Tsūchi Sho* ). Take this to a school indicated on it

< Bring the followings >

- ① Residence card ( *Zairyū card* )
- ② Passport



## (2) A school you will attend is determined by where you live.

The school is determined by where you live. It is not possible to go to other schools in Sammu City. If you have a special reason, consult with < the Child Education Section ( *Kodomo Kyōiku Ka* ) > at the City Hall.

## (3) School Life

School hours are as follows

In elementary school, each class period is 45 minutes.

In junior high school, the class period is 50 minutes.

The school is closed on Saturdays and Sundays.

In elementary school, one teacher teaches everything.

In junior high school, teachers change for each subject ( *Kyōka* ).

School lunches ( *Kyūshoku* ) are provided at both elementary and junior high schools. Their guardians have to pay for the school lunch.



◎ The Difficult Words on pages 90 and 91 ◎

※Class ( *Jugyō* ) : To learn to study at school. We learn a lot of things in one day, including Japanese and arithmetic.

※Letter of Transfer ( *Hennyūgaku Tsūchi Sho* ) : A document that says which school you will attend. Take this with you when you go to school for the first time.

※Subject ( *Kyōka* ) : An area of knowledge you study at a school. Japanese language, arithmetic, science, social studies, etc.

※School Lunch ( *Kyūshoku* ) : Eat lunch together at school.

Contact	Address	Phone Number
Child Education Section ( <i>Kodomo Kyōiku Ka</i> )	279-1 Tonodai Sammu City	0475-80-1442

< Reception Hours > Monday through Friday 8:30 a.m. to 5:15 p.m.

※The office is closed on Saturdays, Sundays, national holidays, and from December 29 to January 3.

# 20

## Have Cancer checkups and Health checkups.



Registered Sammu City residents can have a Cancer checkups and the Health checkups.

Please have a Cancer checkups and Health checkups to examine your health.

### ( 1 ) Type of Cancer checkups and Health checkups.

Eligible residents can receive each checkup once a year.

Types	<b>Stomach cancer checkup</b>	<b>Colorectal cancer checkup</b>	<b>Breast cancer checkup</b>	<b>Cervical cancer checkup</b>
Age	Residents aged 40 and older	Residents aged 40 and older	Residents aged 30 and older	Residents aged 20 and older
Male/Female			Female	Female
Cost	1,200yen	300yen	1,200yen	800yen
Description of the checkup	Stomach X-ray exam ( barium )	Stool exam ( two days' stool samples is needed )	An ultrasound or a mammogram	Cervical cytology exam
Contact	Health Support Section ( <i>Kenkō Shien Ka</i> ) Adult Hygiene Unit ( <i>Seijin Hoken Gakari</i> ) 0475-80-1171			





Types	Prostate cancer checkup	Lung cancer checkup, Tuberculosis checkup	Specific health checkup	Medical checkup for elderly
Age Male/Female	Residents aged 50 and older Male	Residents aged 40 and older	Residents aged 40 to 74 and enrolled in <u>National Health Insurance</u>	Residents aged 75 or older and enrolled in <u>Medical Care System for Elderly in Latter Stage of Life</u>
Cost	800yen	Free	Free	Free
Description of the checkup	Blood test	Chest X-ray exam	Body measurement( height, weight and waist measurement ), blood pressure, medical interview, urine and blood tests	Body measurement( height and weight ), blood pressure, medical interview, urine and blood tests
Contact	Health Support Section ( <i>Kenkō Shien Ka</i> ) Adult Hygiene Unit ( <i>Seijin Hoken Gakari</i> ) 0475-80-1171		National Health Insurance & Pension Section ( <i>Kokuho Nenkin Ka</i> ) National Health Insurance Unit ( <i>Kokumin Kenkō Hoken Gakari</i> ) 0475-80-1143	National Health Insurance & Pension Section ( <i>Kokuho Nenkin Ka</i> ) Elderly Medical Care & Pension Unit ( <i>Kōreisya Iryō Nenkin Gakari</i> ) 0475-80-1142



## (2) Where you apply for the checkups ( How to apply for the checkups )

### ① Specific health checkup

You can apply for the checkup during the application period.

To find out the application period, refer to the “ Notice of group screening ( *Syūdan Kenshinno oshirase* )” , on the picture below.

### ② Medical checkup for elderly

You can apply for the checkup during the application period.

To find out the application period, refer to the “ Notice of group screening ( *Syūdan Kenshinno oshirase* )” , on the picture below.

### ③ Cancer checkup

You can apply for the checkup during the application period.

To find out the application period, refer to the internet site of Sammu City .

**山武市国民健康保険特定健康診査等  
集団健診のお知らせ**

◆健康診査の種類 (対象年齢は、)

実施(検)診名	年齢	種別(加入医療保険)	費用	問い合わせ先
特定健康診査	40~74歳	国民健康保険	無料	国保年金課 国民健康保険係 ☎ 0475 (80) 1143
後期高齢者健康診査	75歳以上	後期高齢者医療	無料	国保年金課 高齢者医療年金係 ☎ 0475 (80) 1142
肺がん・結核検診 (胸部エックス線検査)	40歳以上	—	無料	健康支援課 成人保健係 ☎ 0475 (80) 1171
前立腺がん検診	50歳以上 男性	—	800円	
肝炎ウイルス検診	40歳以上	—	無料	

※原則1人1回限り加入されている75歳未満の方も含まれます。  
【注】 集団健診は主に国民健康保険加入者・国民健康保険被保険者・国民健康保険被保険者でない方は、受診できません。  
また、集団健診以外で特定健康診査・後期高齢者健康診査を受診した方(受診予定の方は、受診できません。  
詳しくは4ページをご覧ください。)

◆健康診査の受け方 (検(検)診項目・注意事項等は、4ページに記載しています)

**① 特定健康診査、後期高齢者健康診査を受診される方**

日程をご確認のうえ、予約をしてください。⇒2~3ページへ

肺がん・結核検診、前立腺がん検診、肝炎ウイルス検診をご希望の方は、同時に受診することができます。

**② 肺がん・結核検診のみを受診される方**

日程をご確認のうえ、直接会場にお越しください。⇒3ページへ

**③ 前立腺がん検診のみまたは肝炎ウイルス検診のみを受診される方**

日程をご確認のうえ、直接会場にお越しください。⇒3ページへ

◆健康診断における個人情報の取り扱いについて  
特定健康診査の結果は、保健指導に利用する他、保健事業実施のための分析に使用します。また、国への実績報告として報告されることがありますので、ご了承ください。

◆特定健康診査等のお知らせ  
特定健康診査・後期高齢者健康診査・健康指導プログラムにより実施される特定健康診査(胸部エックス線・結核の検診)等に該当した方は、保健時や業士からの説明後に結果通知をさせていただきますのでご協力をお願いします。



“ Notice of group screening  
( *Syūdan Kenshinno oshirase* )”





◎ Difficult words on pages 92 and 93 ◎

※Cancer checkups and Health checkups

• • • These are the screening check on the health of residents in order to discover illness.

If you have a cancer checkup, you can examine whether you have cancer or not.

You can examine your health by having the Specific health checkup.( Those who enrolled in National Health Insurance and aged 40 to 74 are able to have the Specific health checkup. )

You can examine your health by having the Medical checkup for elderly.( Those who enrolled in Medical Care System for Elderly in Latter Stage of Life and aged 75 or older are able to have the Medical checkup for elderly. )

※National Health Insurance • • • It is a system to reduce the money you pay at clinics or hospitals.

Those covered by the company's Social Insurance ( *Shakai Hoken* ) are not eligible for National Health Insurance.

※Medical Care System for Elderly in Latter Stage of Life • • • It is a Health Insurance that people aged 75 or older are required to enroll in.

Contact	Address	Phone Number
Health Support Section ( <i>Kenko Shien Ka</i> )	296 Tonodai Sammu City	0475-80-1171
For inquiries regarding the Specific health checkup	Address	Phone Number
National Health Insurance & Pension Section ( <i>Kokuho Nenkin Ka</i> )	296 Tonodai Sammu City ( Counter number 6 )	0475-80-1143
For inquiries regarding the Medical checkup for elderly	Address	Phone Number
National Health Insurance & Pension Section ( <i>Kokuho Nenkin Ka</i> )	296 Tonodai Sammu City ( Counter number 6 )	0475-80-1142

< Reception Hours > Monday through Friday 8:30 a.m. to 5:00 p.m.

※The office is closed on Saturdays, Sundays, National Holidays, and from December 29 to January 3.

# 21

## Consult when using land.



When using land ( *Tochi* ), constructing a building, you need to find out if there are any ruins ( *Iseki* ).

Ruins ( *Iseki* ) are important places where traces of the lives of people in the past remain.

If you would like to find out them, consult with the City Hall < Museum of History & Folklore ( *Rekishi Minzoku Shiryō Kan* ) > .

After you have finished your research, you are able to use the land.

If there are ruins ( *Iseki* ) on it, Sammu City will inquire into them.



Those who use the land should pay the cost of the survey.

If the land is larger than 1000 m<sup>2</sup>, consult with < Museum of History & Folklore ( *Rekishi Minzoku Shiryō Kan* ) > .

© The Difficult Word on page 96 ©

※Ruins ( *Iseki* ): Things that show how people lived in the past. Buildings made by people in the past.

Also show that there were wars and major events.

— memo —

---

---

---

---

---

---

---

---

---

---

---

---



Contact	Address	Phone Number
Museum of History & Folklore ( <i>Rekishi Minzoku Shiryo Kan</i> )	343-2 Tonodai Sammu City	0475-53-3023

< Reception Hours > Tuesday through Sunday 9:00 a.m. to 4:30 p.m.

※Call and ask when the Museum is closed.

If land is larger than 1000 m <sup>2</sup>	Address	Phone Number
City Planning & Servicing Section ( <i>Toshi Seibi Ka</i> )	296 Tonodai Sammu City ( Counter number 15 )	0475-80-1191

< Reception Hours > Monday through Friday 8:30 a.m. to 5:15 p.m.

※The office is closed on Saturdays, Sundays, National Holidays, and from December 29 to January 3.

# 22

## Mandatory processes for using your house toilet



### ( 1 ) Type of toilet system used

In Japan, there are two types of toilet system used for own house( or residence ).

- ① Toilet system using own septic tank for stool and urine ( called “Jyōkasō” system ).
- ② Toilet system using a storage tank for stool and urine collection that will be later collected by a specific vendor ( called “Kumitori” system ).

### ( 2 ) Procedures to be followed prior to use your house toilet first time

- ① Toilet that uses a septic tank ( Jyōkasō system )
  - The septic tank needs to have a periodic check by a vendor.
  - The number of periodic checks is specified by law.
  - Please have the septic tank cleaned when having periodic checks.
  - Please have the septic tank cleaned more than once a year.
  - When you want to clean your house’s septic tank, please contact the following companies. They also provide septic tank periodic check.
  - You need to pay the cost for your septic tank periodic check and clean up.



A list of the companies that support septic tank inspections and clean up.

Name of the company	Address	Telephone Number
Igarashi Shōkai Corp.	171 Sekishita Tōgane City	0 4 7 5 – 5 8 – 5 2 4 9
Shinkō Water Management Industry Corp.	315-5 Katoku Tōgane City	0 4 7 5 – 5 4 – 2 2 3 1
Kankyō Eisei Center Ltd.	592-1 Hirose Tōgane City	0 4 7 5 – 5 8 – 2 3 0 4
Watanabe Seisō Ltd.	323-18 Higashinaka Tōgane City	0 4 7 5 – 5 8 – 3 3 0 8

Name of the company	Address	Telephone Number
Kai Jyōkasō Service Ltd.	513-1 Hosokusa Ōamishirasato City	0 4 7 5 – 7 7 – 1 7 1 7
Narutō Jyōkasō Center Ltd.	703-1 Tsube Sammu City	0 4 7 5 – 8 2 – 0 2 0 2

In addition to this, an annual legal inspection is required. For the details of this requirement, please refer to the following internet site of Chiba Prefecture:  
<https://www.pref.chiba.lg.jp/suiho/kasentou/joukasou/houteikensa.html>


② Toilet system using a storage tank for stool and urine collection that will be later collected by a specific vendor ( called “Kumitori” system ).

- If your house uses a “Kumitori” type toilet system, you need to apply. Please visit the Environmental Conservation Section of Sammu City Office for this application.
- The following company will collect your house’s toilet storage tank items ( stool and urine ) for a charge.

Name	Phone Number
Igarashi Shōkai Corp.	0 4 7 9 – 8 2 – 3 5 8 6

- The invoice for this service will be sent to you by the service company once every two months. If you forget to pay this invoice, this service will not be provided. So, please do not forget to pay this charge.



 The invoice for this service

If you need to terminate this service (moving house,etc.), please come to the Environmental Conservation Section of Sammu City Office to apply for your termination of these services.

< Bring the following >

When you come to City office for this, please bring your identification document that specifies your name and address ( such as your Residence Card ).



— memo —

---



---



---



---

◎ Difficult words on page 98 ◎  
 ※“Jyōkasō” system . . . A machine that cleans dirty water such as stool and urine.  
 It is filled with ground.  
 ※a periodic check . . . Make sure that the septic tank is performing properly.

Contact	Address	Phone number
Environmental Conservation Section ( <i>Kankyō Hozen Ka</i> )	296 Tonodai Sammu City ( Counter number 16 )	0475-80-1161

< Reception Hours > Monday through Friday, 8:30 a.m. to 5:15 p.m.

※The office is closed on Saturdays, Sundays, National Holidays, and from December 29 to January 3.



# 23 Cats and Dogs



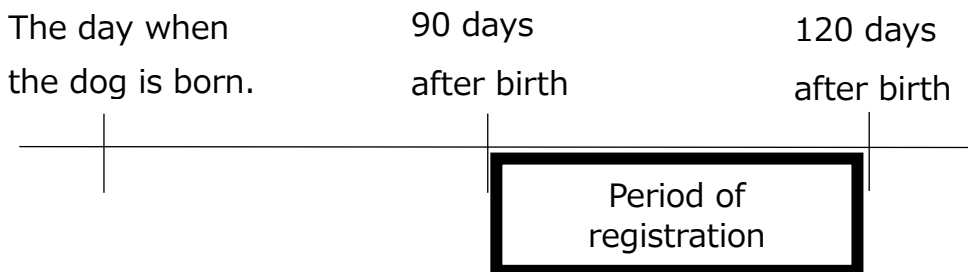
When you have a cat or a dog, please take care of them.

## (1) When you keep a dog



### ① Registering a dog

If you have started keeping a dog, come to the City Hall within 30 days and register your dog. You can register a dog over 90 days after birth.



### ② Vaccinations

All dog owners are required to have their dogs vaccinated against rabies at animal hospitals. And then, come to the City Hall with “a certificate of rabies vaccination ( *Kyōkenbyō Yobōchūsyā Sumishō* )”. You can get “Rabies vaccination tags ( *Kyōkenbyō Yobōcyūsyā Sumihyō* )” at the City Hall.

Be sure to get a vaccination once a year.

It is required by law to register a dog and get a vaccination against rabies annually. Please make sure to do it.



### ③ Cost of registration

Registration fee    3,000yen

Rabies vaccination tags issuance fee    550yen    Total amount 3,550yen

Those who have 10 dogs and over need to report to Sanbu Public Health Center.

## (2) When you keep a cat



Please keep your cat inside the house.

Be careful not to cause any trouble to the people in the next house because of cat excrement or loud sounds.

Please make your cat undergo a sterilization operation or a castration operation.

Make sure to carry an identification tag or microchip to avoid your cat getting lost.

Do not feed stray cats.

If you feed stray cats, you need to take care of them.



◎ Difficult words on pages 101 and 102 ◎

※Register . . . In this page, it is to report that you have a dog to the City Hall.

※Rabies . . . It is a name of a disease that dogs can get.

※Registration fee . . . The money you need to pay when you register your dog with the City Office.

※Rabies vaccination tags issuance fee . . . Issuance fee when you need to pay for receiving vaccination tags at the City Hall.

※Sanbu Public Health Center

. . . Sanbu Health Welfare Center ( *Sanbu Kenkō Fukushi Center* )

Address: 〒283-0802 907-1 Tōgane Tōgane City Chiba Prefecture

Phone number : 0475-54-0611

※A sterilization operation / a castration operation . . . In this page, it is to avoid the cats having kitten.

Contact	Address	Phone number
Environmental Conservation Section ( <i>Kankyō Hozen Ka</i> )	296 Tonodai Sammu City ( Counter number 16 )	0475-80-1161

< Reception Hours > Monday through Friday, 8:30 a.m. to 5:15 p.m.

※The office is closed on Saturdays, Sundays, National Holidays, and from December 29 to January 3.

# 24 Frequently Asked Questions



In this page there are frequently asked questions and answers. When you have difficulty with daily life, you can check following Q&A and it may help you.

## Q 1 When the expiry of your Individual Number Card is approaching.

**A** The validity of your Individual Number Card is same with your period of stay. After updating your period of stay, you can extend the validity of Individual Number Card.

Go through procedures at < the Citizen Section ( *Shimin Ka* ) > of the City Hall or Branch Offices.

It will cost money to apply for the Individual Number Card if you make an application after your card has lapsed.

<b>When to go through procedures</b>	When the status of your residence card ( zairyū card ) changes. When the period of stay is extended.
<b>What you should bring ( bring all of them )</b>	①Residence card ( Zairyū Card ) ②Individual Number Card



- Contact Citizen Section ( *Shimin Ka* ) ( Individual Number Card )  
( Counter number 5 )
- Phone Number 0475-77-8110
- For more information, refer to pages 26 through 28.



## Q 2 When you get a payment slip of Light Vehicle Tax ( *Kei Jidōsha Zei* ) after dismantling and disposing of it

**A** Make sure to go through the following procedures after dismantling and disposing of a light vehicle.

If you don't go through these procedures, a payment slip will be sent to you.

<b>When to go through procedures</b>	When you dismantle and dispose of a light vehicle
<b>Name of the procedures</b>	Disposal procedure of Vehicle Inspection Certificate information ( <i>Shakenshō Jyōhō no Masshō Tetsuduki</i> )
<b>Where to go through procedures</b>	Light Motor Vehicle Inspection Organization ( <i>Keijidōsya Kensa Kyōkai</i> ) Chiba Office Address : 223-8 Shinminato Mihama-ku Chiba City Chiba prefecture Phone number : 050-3816-3114



- Contact Tax Imposition Section ( *Kazei Ka* ) ( Counter number 7 )
- Phone Number 0475-80-1281
- For more information, refer to page 33.



## Q 3 When you want to get a Certificate of Income and Taxation ( *Shotoku / Kazei Shōmei Sho* ) for updating your Residence card ( *Zairyū Card* )

**A** Please file a income tax return if you want a Certificate of Income and Taxation ( *Shotoku / Kazei Shōmei Sho* ).

It takes time to issue the certificate after filing a tax return.

Please submit a tax return form as soon as possible to the Tax Imposition Section ( *Kazei Ka* ).



- Contact Tax Imposition Section ( *Kazei Ka* ) ( Counter number 7 )
- Phone Number 0475-80-1281
- For more information, refer to pages 35 and 36.



#### Q 4 What do you need to do in the following situations ?

- When the company's representative or company's office moves to Sammu City from other cities.
- When the company's representative or company's office leaves Sammu City.

**A** Go through the following procedures at < Tax Imposition Section ( *Kazei Ka* ) > of the City Hall.

<b>When to go through procedures</b>	<ul style="list-style-type: none"><li>● When the company's representative or company's office leaves Sammu City. ( leaving from Sammu City )</li><li>● When the company's representative or company's office moves to Sammu City from other cities. ( living in Sammu City )</li></ul>
<b>Name of the procedures</b>	Notification of Corporate transfer ( <i>Hōjin no Idō Todoke</i> )
<b>What you should bring ( bring all of them )</b>	① Notification of Corporation, etc. ( <i>Hōjintō Todokedesho</i> ) ② Certificate of all records ( <i>Rirekijikō zenbu shōmeisho</i> )
<b>Where to go through procedures</b>	Tax Imposition Section ( <i>Kazei Ka</i> ) Address : 296 Tonodai Sammu City Phone Number : 0475-80-1281

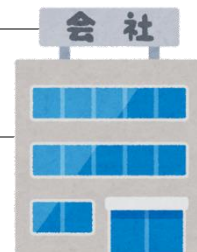


- Contact Tax Imposition Section ( *Kazei Ka* ) ( Counter number 7 )
- Phone Number 0475-80-1281

#### Q 5 What types of corporate taxes are there when you run a company in Japan ?

**A** Please file a tax return between the day after the last day of fiscal year and two months later. Pay the following taxes.

<b>Corporate Tax ( Hōjin Zei )</b>	Tax paid to tax office
<b>Corporate Business Tax ( Hōjin Jigyō Zei )</b>	Tax paid to prefectural tax office
<b>Corporate municipal Tax ( Hōjin Jyūmin Zei )</b>	Tax paid to city office



- Contact Tax Imposition Section ( *Kazei Ka* ) ( Counter number 7 )
- Phone Number 0475-80-1281

## Q 6 Where to dispose of Household garbage.

- A** Rules of how to dispose of garbage depend on the area you live in.  
Use the table on pages 42 and 43 to find out which area you live in.

**If you put out the garbage to the neighboring Garbage Collection Point ( Gomi Station )**

- ① Buy the designated garbage bags. The garbage bags are determined by the area you live in.
  - ② Dispose of garbage at a Garbage Collection Point ( Gomi Station ).  
For more information about Garbage Collection Points ( Gomi Station ) , ask neighbors or < the Environmental Conservation Section ( *Kankyō Hozen Ka* ) > at the City Hall.
- 【 Be careful of the following ! 】
- Disposing of waste at non Garbage Collection Points leads to going to jail or paying a fine.
  - Your neighbors handle the Garbage Collection Point. When you want to use it, contact your neighbors before using it.
  - In Sanbu, Matsuo, and Hasunuma area, there are many cases in which the Garbage Collection Points ( Gomi Station ) are different for different types of garbage.

**If you bring the garbage in by yourself**

Call the following number before bringing in the garbage.

- Those who live in Sanbu, Matsuo, and Hasunuma area  
Sanmugunshi Environmental Sanitation Association  
( *Sanmugunshi Kankyō Eisei Kumiai* )

Address : 1149-1 Kannō Matsuomachi Sammu City

Phone Number : 0479-86-3516

- Those who live in Narutō area  
Environmental Clean Center  
( *Tōgane Shi Hoka San Shimachi Kankyō Clean Center* )

Address : 340 Mikajiri Togane City

Phone Number : 0475-50-9141

【 Be careful of the following ! 】

- There aren't designated garbage bags when you bring the garbage in by yourself.



■ Contact Environmental Conservation Section( *Kankyō Hozen Ka* ) ( Counter number 16)

■ Phone Number 0475-80-1163

■ For more information, refer to pages 41 through 70.

## **Q7 When you want to put out large garbage that will not fit in the designated garbage bags**

**A** Rules of how to dispose of garbage depend on the area you live in.  
Use the table on pages 42 and 43 to find out which area you live in.

Large garbage that will not fit in the designated garbage bags is collected by the following. Apply for the pickup date by phone. Ask about the collection charges by phone.

<b>Those who live in the Sanbu, Matsuo, and Hasunuma areas</b>	Sanmugunshi Environmental Sanitation Association ( <i>Sanmugunshi Kankyō Eisei Kumiai</i> ) Phone Number : 0479-86-3516
<b>Those who live in the Narutō area</b>	Environmental Clean Center ( <i>Tōgane Shi Hoka San Shimachi Kankyō Clean Center</i> ) Phone Number : 0475-50-9141





- Contact Environmental Conservation Section( *Kankyō Hozen Ka* ) ( Counter number 16)
- Phone Number 0475-80-1163
- For more information, refer to pages 41 through 70.



## Q8 Where to buy the designated garbage bags

**A** Rules of how to dispose of garbage depend on the area you live in.  
Use the table on pages 42 and 43 to find out which area you live in.

You can buy the designated garbage bags at convenience stores, supermarkets, etc. Buy the designated garbage bags of the area you live in. The designated garbage bags are different depending on the area you live in and the type of garbage. You can not dispose of garbage using different types of garbage bag.

Sanbu, Matsuo, and Hasunuma area



Narutō area



※The burnable garbage bag is pictured above.

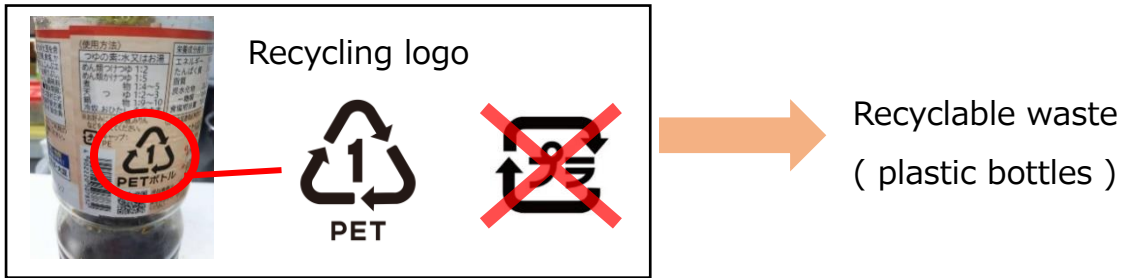


- Contact Environmental Conservation Section( *Kankyō Hozen Ka* ) (Counter number 16)
- Phone Number 0475-80-1163
- For more information, refer to pages 41 through 70.

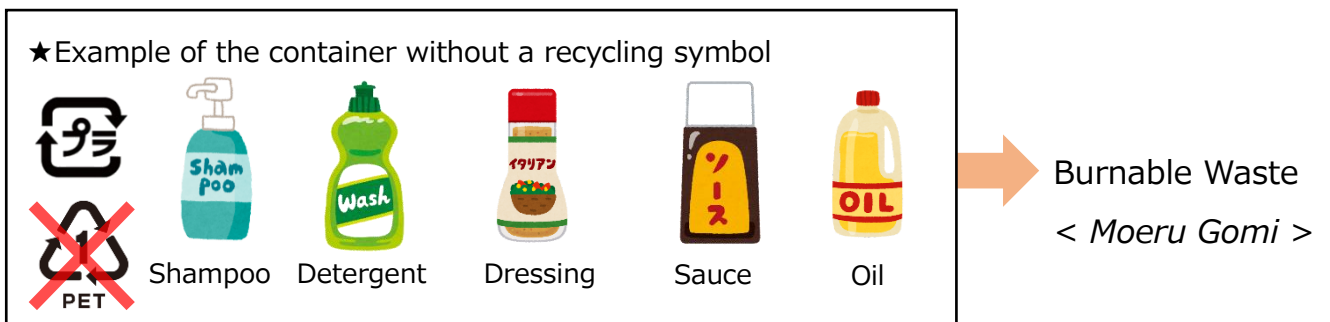


**Q 9 Is it possible to put out containers for shampoo and detergent as a recyclable waste( plastic bottles )?**

**A** It is NOT possible to put out them as recyclable waste( plastic bottles ).  
 The containers for food and beverages with the following recycling logo can be thrown away as recyclable waste( plastic bottles ).



Put the container without a recycling logo in the burnable garbage bag.




- Contact Environmental Conservation Section( *Kankyō Hozen Ka* ) (Counter number 16)
- Phone Number 0475-80-1163
- For more information, refer to pages 41 through 70.

## Q10 Why didn't the garbage collectors pick up the garbage which you threw away?

**A** Garbage Collectors are not allowed to take the following garbage bags.

<b>The garbage bags that are not allowed to be collected</b>	The garbage bags that are thrown away on non collection days
<b>What you need to do</b>	Put out the garbage on the correct collection day. To find out when you should put out your garbage, refer to "the poster that explains how to dispose of garbage".

<b>The garbage bags that are not allowed to be collected</b>	The garbage bags that are not sorted by type
<b>What you need to do</b>	Garbage Collectors will put a document on garbage that are not able to be collected. The document says the reason why the garbage has not been collected. Sort by type and dispose of the garbage. To find out how to sort garbage, refer to pages 44 through 70.

-  ■ Contact Environmental Conservation Section( *Kankyō Hozen Ka* ) ( Counter number 16 )
- Phone Number 0475-80-1163
- For more information, refer to page 41 through 70.

**There are rules for when, where, and what type of garbage you can dispose of !**



## Q11 When you can put out your garbage ?

---

**A** Rules of how to dispose of garbage depend on the area you live in.  
Use the table on pages 42 and 43 to find out which area you live in.

Dispose of garbage on the morning of the collection day.

Narutō area . . . Put out garbage by 8:00a.m.

Sanbu, Matsuo, and Hasunuma area . . . Put out garbage by 8:30a.m.



If you put out garbage at a different time such as the night before collection day ,it will cause trouble for your neighbors. It will cause the garbage to be littered and cause a bad smell.



- Contact Environmental Conservation Section( *Kankyō Hozen Ka* ) ( Counter number 16 )
- Phone Number 0475-80-1163
- For more information, refer to pages 41 through 70.

## Q12 Is it possible to make a request of putting out household garbage to friends or acquaintances?

---

**A** When you carry and put out the garbage of another person, it is necessary to get a license. When you ask someone to carry the garbage, make a request to licensed companies. For more information about licensed companies, refer to page 56( Narutō area ) and pages 69 and 70(Sanbu, Matsuo, and Hasunuma area ). You can check the licensed companies by calling the following.

Narutō area . . . Sammu City Environmental Conservation Section( *Kankyō Hozen Ka* ) ( Phone Number : 0475-80-1163 )

Sanbu, Matsuo, and Hasunuma area . . . Sanmugunshi Environmental Sanitation Association ( *Sanmugunshi Kankyō Eisei Kumiai* ) ( Phone Number : 0479-86-3516 )



- Contact Environmental Conservation Section( *Kankyō Hozen Ka* ) (Counter number 16)
- Phone Number 0475-80-1163
- For more information, refer to pages 41 through 70.

## Q13 How to dispose of company's waste

---

**A** There are two types of company's waste which are "Industrial waste", and "Municipal solid waste". To find out what types of company's waste you have, ask Sammu City < Environmental Conservation Section( *Kankyō Hozen Ka* ) > . There are two ways of putting out company's waste.

1. Way of asking licensed companies to put them out.

You can not make a request to non-licensed companies.

For more information about licensed companies, refer to page 56( Narutō area ) and pages 69 and 70(Sanbu, Matsuo, and Hasunuma area ).

2. Way of putting out them by yourself.

There are rules for how to store, carry, and throw away the waste.



- Contact Environmental Conservation Section( *Kankyō Hozen Ka* ) (Counter number 16)
- Phone Number 0475-80-1163
- For more information, refer to pages 41 through 70.

## Q14 Is it possible to dig a hole and bury garbage in the ground ?

---

**A** It is NOT possible to dig a hole and bury garbage in the ground.

Illegal dumping < Dumping waste at non Garbage Collection Points ( Gomi Stations ) , or not obeying the rules for garbage disposal > is a crime. Illegal dumping leads to going to jail or paying a fine. Do not bury garbage in the ground.



- Contact Environmental Conservation Section( *Kankyō Hozen Ka* ) ( Counter number 16 )
- Phone Number 0475-80-1163
- For more information, refer to pages 41 through 70.



## Q15 Is it possible to burn garbage inside or outside of your house ?

---

**A** It is NOT possible to burn garbage inside or outside of your house. It will lead to going to jail or paying a fine.



- Contact Environmental Conservation Section( *Kankyō Hozen Ka* ) (Counter number 16)
- Phone Number 0475-80-1163
- For more information, refer to pages 41 through 70.



## Q16 When you want to consult about daily life.

---

**A** You can consult with the following.

- Chiba International Center( *Chibaken Kokusai Kōryū Center* )

< Phone number > 043-297-2966

< Consultation Hours > Monday – Friday ( excluding holidays )

9:00a.m. – 12:00p.m.

1:00p.m. – 4:00p.m.

< Languages > English, Japanese, Chinese, Spanish, Tagalog, Vietnamese, Korean, Nepalese, Thai, Portuguese, Indonesian, Russian, Hindi

< You can consult about the following >

- Daily Life ( Hospitals, school, apartments, birth, drivers licenses, work, etc. )
- Legal or Social Problems ( Visa status, foreigner registration, international marriage, leaving Japan, divorce mediation, etc. )
- Japanese Customs and Culture ( Neighborhood relationships, workplace rules, traditional customs, food, etc. )
- Tourism ( Transportation, parks, museums, art galleries, Leisure Land, festivals, sports events, etc. )
- International Exchange ( Japanese lessons, international exchange events, etc. )

< Website >

<https://www.pref.chiba.lg.jp/kokusai/soudan/gaikokujin/telephone.html>





---

**Sammu City Hall ☎289-1392 296 Tonodai Sammu City**  
**<Reception Hours> Monday through Friday 8:30 a.m. to**  
**5:15 p.m. The office is closed on Saturdays, Sundays,**  
**National Holidays, and from December 29 to January 3.**

---