

# Follow the Garbage Disposal Rules in Naruto Area.

Please be sure to sort the garbage before you take out them. It's not applicable for collection, if it's unsorted.

And make sure that you use the garbage bags specified by Sammu city and take them out to the garbage station by 8 AM on the collection day. You can buy the specified bags at the convenience store and supermarket and drug store around. You can check the collection days on the Garbage Collection Calendar. Please refer to the rules below.

## 1. Burnable Garbage

(Ex: Food waste / Papers / Plastic waste / Polystyrene foams / Leather items / Clothes)



### ◎RECYCLE WAREHOUSE FOR FREE

You can bring paper garbage (cardboard · newspapers · books · magazines ※① · milk pack) and clothes ※② to the recycle warehouse as shown in the figure to the right without paying fees.

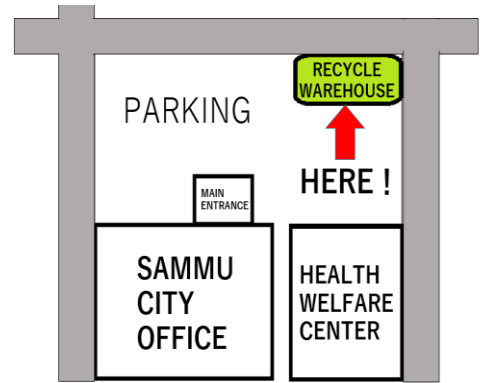
Please cooperate to recycle them.

※① Tie them with a vinyl rope.

※② Put your clothes into a clear plastic bag.

※Please don't bring other things.

(Ex: Futons, Mattress, Blankets, Toys)

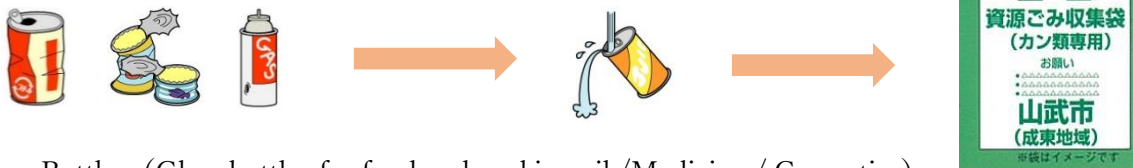


## 2. Recycle Garbage

Separate the three types of recycle garbage (①~③) into specified bags.

①Cans (Cans for food and cooking oil / Cassette-style gas cylinders / Spray canisters)

- Make cans for food and cooking oil empty and wash them inside with water.
- Make cassette-style gas cylinders and spray canisters empty in the open air.



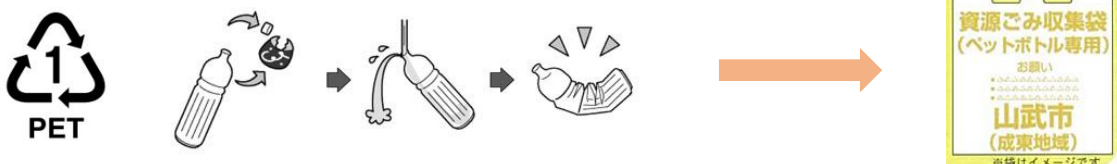
②Glass Bottles (Glass bottles for food and cooking oil / Medicine / Cosmetics)

- Remove the caps
- Make them empty and wash them inside with water.
- Put metal caps into the non-burnable garbage bags.
- Put plastic caps into the burnable garbage bags.



③Plastic Bottles

- Remove caps and labels.
- Make them empty and wash them inside with water.



### 3. Non-Burnable Garbage

Separate the two types of non-burnable garbage (①・②) into specified bags.

① Metal Garbage (Ex: Pans / Frames of umbrella / Kitchen knives / ※Small appliances)

※(Ex: Phones / Hair dryers / Vacuum cleaners)

- If you cannot hold it with a specified bag, it's oversized garbage. Please refer to "5.Oversized Garbage" below.



② Glass & Pottery (Ex: Cups / Broken glasses / Mirrors / Plates / Plant pots)

- Separate glass and pottery into two specified bags before you take out the garbage.



### 4. Hazardous Garbage (Light bulbs / Florescent light bulbs / Batteries)

- Put them into a collection box at the entrance of Sammu city office.
- Be careful not to break the light bulbs.



The Entrance of Sammu City Office



### 5. Oversized Garbage

"Oversized" means that you cannot hold it with a specified bag and the size is less than 180cm(length) x 120cm(width) x 80cm(depth) (Ex: Drawers / Tables / Couches / Chairs / Bicycles)



When you request to collect the oversized garbage at the front of your house. It costs 300yen or 600yen per one item.  
☎0475-50-5301 (Clean Center for Naruto area)  
When you bring it to Clean Center, it costs 130 yen per 10kg.  
☎0475-55-9141 (Clean Center for Naruto area)  
Address: 340 Mikajiri, Togane-shi

**※You cannot dispose of Air condition, TV, Refrigerator, Washing machine, Clothes Dryer, as garbage.**

You are required to recycle them. You can check how to recycle them, on the Garbage Collection Calendar.

If you don't know how to recycle them, please call the section (6.Contacts①) below.

### 6. Contacts

① When you have a question about the way to dispose of your garbage, please call us with the number below.

Sammu City Environment Preservation Section / ☎0475-80-1161 / Monday to Friday / 8:30AM to 5:15PM

② When you have a question about the way to dispose of the oversized garbage, please call the number below.

Clean Center for Naruto area / ☎0475-55-9141 / Monday to Friday / 8:30AM to 11:40AM & 1:00PM to 4:40PM